



NOTTINGHAM CITY COUNCIL

ARBORETUM, DUNKIRK AND LENTON, RADFORD AND PARK AREA COMMITTEE

Date: Wednesday, 17 June 2015

Time: 5.30 pm

Place: LB31-32 - Loxley House, Station Street, Nottingham, NG2 3NG

Councillors are requested to attend the above meeting to transact the following business

Acting Corporate Director for Resources

Governance Officer: Phil Wye, Constitutional Services **Direct Dial:** 0115 8764637

AGENDA

Pages

- | | | |
|----------|---|---------|
| 1 | APPOINTMENT OF CHAIR | |
| 2 | APPOINTMENT OF VICE CHAIR | |
| 3 | APOLOGIES FOR ABSENCE | |
| 4 | DECLARATIONS OF INTERESTS | |
| 5 | MINUTES OF THE LAST MEETING
Minutes of the last meeting held 18 February 2015 (for confirmation) | 3 - 14 |
| 6 | HYSON GREEN YOUTH CLUB
Presentation by Maxine Davis, Centre Manager, and Youth Club members. | |
| 7 | NOTTINGHAM CITY HOMES UPDATE REPORT | 15 - 30 |
| 8 | ENVIRONMENTAL SUBMISSIONS FROM NOTTINGHAM CITY HOMES
Report of the Chief Executive, Nottingham City Homes | 31 - 34 |
| 9 | WARD PERFORMANCE - QUARTER 4
Report of the Strategic Director of Commercial and Neighbourhood | 35 - 64 |

Services

- 10 AREA CAPITAL FUND - 2015/16 PROGRAMME**
Report of the Strategic Director of Commercial and Neighbourhood
Services

65 - 72

11 DATES OF FUTURE MEETINGS

To consider meeting at 5.30pm on the following Wednesdays:

2015: 23 September, 18 November

2016: 17 February

IF YOU NEED ANY ADVICE ON DECLARING AN INTEREST IN ANY ITEM ON THE AGENDA, PLEASE CONTACT THE GOVERNANCE OFFICER SHOWN ABOVE, IF POSSIBLE BEFORE THE DAY OF THE MEETING

CITIZENS ATTENDING MEETINGS ARE ASKED TO ARRIVE AT LEAST 15 MINUTES BEFORE THE START OF THE MEETING TO BE ISSUED WITH VISITOR BADGES

CITIZENS ARE ADVISED THAT THIS MEETING MAY BE RECORDED BY MEMBERS OF THE PUBLIC. ANY RECORDING OR REPORTING ON THIS MEETING SHOULD TAKE PLACE IN ACCORDANCE WITH THE COUNCIL'S POLICY ON RECORDING AND REPORTING ON PUBLIC MEETINGS, WHICH IS AVAILABLE AT WWW.NOTTINGHAMCITY.GOV.UK. INDIVIDUALS INTENDING TO RECORD THE MEETING ARE ASKED TO NOTIFY THE GOVERNANCE OFFICER SHOWN ABOVE IN ADVANCE.

NOTTINGHAM CITY COUNCIL

**ARBORETUM, DUNKIRK AND LENTON, RADFORD AND PARK AREA
COMMITTEE**

**MINUTES of the meeting held at Loxley House on 18 February 2015 from
17.32pm – 7.01pm**

Membership

Present

Absent

Councillor Azad Choudhry (Chair)
Councillor Anne Peach (Vice Chair)
Councillor Liaqat Ali
Councillor Mohammad Aslam
Councillor Merlita Bryan
Councillor Azad Choudhry (Chair)
Councillor Anne Peach (Vice Chair)
Councillor Sarah Piper
Councillor Dave Trimble

Colleagues, partners and others in attendance:

Zenn Athar	- The Lenton Centre
Martin Barradell	- Assistant Community Sport Officer
Peter Beynon	- Resident
Blair Lawrence- Broughton	- Castle Cavendish
Dave Brennan	- Castle Cavendish
Moby Farrands	- Partnerships Council
Rob Gabbittas	- Neighbourhood Development Officer
Chris Grocock	- Employment and Skills Officer
Van Henry	- Castle Cavendish
Dorothy Holmes	- Locality Manager South
Paul Howard	- Nottingham City Homes
Iffat Iqbal	- Neighbourhood Development Officer
Tony Marshall	- Friends of the Arboretum
Peter Milligan	- The Lenton Centre
Nick Packham	- Resident
June Perry	- Friends of the Forest
Robert Wilson	- Nottinghamshire Police
Laura Wilson	- Governance Officer
Linda Wright	- Neighbourhood Development Officer
Phil Wye	- Governance Officer

33 FINAL MEETING OF COUNCILLOR MOHAMMAD ASLAM

The Chair informed the Committee that this would be Councillor Mohammad Aslam's final meeting as he is retiring. The Committee and others in attendance offered their appreciation for his work as a ward Councillor.

34 APOLOGIES FOR ABSENCE

Ursula Dove
Luke Willen

35 DECLARATIONS OF INTEREST

None

36 MINUTES OF THE LAST MEETING

The Committee confirmed the minutes of the meeting held on 19 November 2014 as a correct record and they were signed by the Chair.

37 FIT IN THE COMMUNITY

Martin Barradell, Assistant Community Sports Officer, presented the Nottingham City Homes (NCH) 'Fit in the Community' initiative, highlighting the following points:

- (a) the initiative aims to engage with NCH tenants to increase their weekly physical activity. The initiative aims for 10% of tenants to increase their activity from none at all to at least 30 minutes per week. This will be achieved by using the existing networks and tools of NCH, in consultation with the community;
- (b) the delivery of activities is targeted to the following three groups:
 - doorstep clubs for 14-25 year olds including street games and multi-sports sessions in community centres and open spaces;
 - general sessions for 26-59 year olds through activities such as Shape Up sessions, jog groups and netball. The requirements of each individual area will be determined through consultation with local residents;
 - activities within schemes for 60+ year olds, such as chair-based sessions and bowls;
- (c) examples of activities within Area 4 include:
 - Black Families in Education – Doorstep Club;
 - Somalian Women's Group – Shape Up session;
 - Forest Fields Primary school – Zumba/Shape Up session;
- (d) volunteers are used to deliver or promote the sessions. Support and training, including skills and qualifications are provided according to need;
- (e) although the scheme is aimed at over 14s, parallel activities can be provided for children to enable parents to participate without having to find childcare. Activities can be organised in settings where parents already go with their children, such as schools;

- (f) the scheme is city-wide but has had pilots in certain areas that have the largest numbers of NCH tenants. Thorough consultation is carried out in each area prior to delivery.

The Committee and others in attendance made the following comments:

- (g) Framework and other local community groups should be engaged to find out if they already run activities which can be promoted through this scheme;
- (h) free activities for both children and adults can be placed together, such as at the Forest Recreation Ground where an adult gym has been constructed beside the children's playground;
- (i) the Lenton Centre has a swimming pool and would like to be involved in the scheme.

RESOLVED to note the presentation.

38 CHANGE OF CHAIR

Councillor Azad Choudhry left the meeting and Councillor Anne Peach took over as Chair.

39 AREA 4 JOBS PLAN

Chris Grocock, Employment and Skills Officer, presented his report on the Area 4 Jobs Plan, highlighting the following points:

- (a) one of the Council Plan priorities is to reduce unemployment in Nottingham by 20%. This has been achieved and the figure for Jobseekers Allowance (JSA) claimants in October was 4.4%. This is due to Council initiatives and the upturn in the economy. There are however still many barriers for those who wish to work;
- (b) the Jobs Plan aims to decentralise the work to reduce employment, and uses trend analysis to identify the top priorities within each ward;
- (c) the key objectives of the Plan for 2014/15 are:
- increase the employment rate of the working age population;
 - increase the number of adults with skills;
 - lead and deliver a Community Coordination Strategy for employment and training;
 - deliver a programme of community recruitment and information events;
- (d) some of the targets are aspirational and may be carried forward into future years;
- (e) Castle Cavendish has been appointed to be the lead for the Jobs Plan in Area 4, and will:
- appoint the necessary staff to engage with local communities;
 - develop Community Jobs Plans;
 - support recruitment to job opportunities and pre-recruitment training;

- work with partners to develop and deliver bespoke provision relevant to priority groups for the area
- work with programme providers to engage/develop local solutions.

Van Henry and Blair Lawrence-Broughton, Castle Cavendish, then gave a presentation on the delivery of the Jobs Plan, highlighting the following points:

- (f) the project is aimed at 18-24 year olds who are not in education, employment or training (NEET). It aims to improve the work-readiness and employability of local young people, by increasing employment opportunities, reducing the stresses associated with being young and unemployed, and removing the complex barriers to work;
- (g) there are 3 main ways that the service can be accessed:
- through the Department for Work and Pensions (DWP), initially as a referral to Futures and then to Step into Work;
 - self-referrals by approaching the offices direct. The accessible location above Kemet FM on Alfreton Road and the open-door policy makes this easier;
 - referrals from other agencies such as local advice centres, the Youth Offending Team or community centres;
- (h) the total number of young people who self-engaged with the programme is 27, compared with 20 who have come via the DWP;
- (i) in Area 4 there have so far been 2 young people who have successfully gone into further training, 3 who have gone into an apprenticeship and 3 who have gone into employment;
- (j) the Step Into Work programme offers 120 hours of support, which can be accessed in small chunks as necessary. It also offers practical support such as transport, clothing or license costs. A robust assessment process is undertaken to establish each young person's needs and to tailor an individual support package with other agencies. The programme is driven by the young person and can be flexible and adaptable. It begins with engagement and action planning and finishes with qualification and transition into employment;
- (k) if young people are interested in self-employment, support can be provided to gain suitable qualifications. Advice can also be provided about support from other agencies such as the Prince's Trust;
- (l) Castle Cavendish runs 5 job clubs in Area 4, supporting people to find and apply for jobs. A 'pop-up jobshop' which can be set up anywhere in the community to engage with local residents, is also popular. A community jobs fair was organised at The Bridge Centre, Hyson Green and another is planned for March 2015. Events in the local area enable local people to access job opportunities easily and remove the barrier of travelling into the city centre;
- (m) Castle Cavendish will be working closely with a range of employers across different sectors to determine a set of benchmarks for the entry-level positions

within their areas of work. These benchmarks will be the backbone of the training programme.

The Committee and others in attendance made the following comments:

- (n) the programme is supported and it is good to see that it is community based as people often do not wish to travel to the city centre or other areas of the city;
- (o) it would be helpful if more detail could be given of the JSA claimant figures, broken down by age and showing what has been done for each.

RESOLVED to note the actions in the plan, and agree to a six monthly update by Castle Cavendish and Nottingham City Council's Employment and Skills Team.

40 NOTTINGHAM CITY HOMES UPDATE REPORT

Paul Howard, Tenancy and Estate Manager, Nottingham City Homes (NCH), introduced the Chief Executive of NCH's report updating the Committee on NCH's performance on the following key themes:

- Capital Programme and major works;
- area regeneration and environmental issues;
- key messages from the Tenant and Leaseholder Congress;
- Tenants and Residents Associations updates;
- area performance figures;
- good news stories and positive publicity.

Paul added an additional verbal update that Nottingham City Council has approved the purchase of Sutton House to be managed by NCH as an independent living scheme.

RESOLVED to note the information

41 ENVIRONMENTAL SUBMISSIONS FROM NOTTINGHAM CITY HOMES

Paul Howard, Tenancy and Estate Manager, Nottingham City Homes (NCH), introduced the Chief Executive of NCH's report detailing the schemes proposed to provide extra security, safety and wellbeing for residents in the area which will be funded from the Housing Revenue Fund.

RESOLVED to

(1) approve the following scheme:

Site	Proposal	Assessment	Budget
Abbey Bridge, Lenton	Range of environmental improvements to green spaces; NCH making contribution to overall	Improvement of environment for local	£4,000

	scheme	residents	
--	---------------	------------------	--

(2) not approve the following scheme as the costings need to be amended:

Site	Proposal	Assessment	Budget
Penn Avenue, Lenton	Supply and fit 2x security cameras to Penn Avenue include for all associated costs	Improvement of security for local residents	£17,535

42 DELEGATED AUTHORITY PROJECTS

Linda Wright, Neighbourhood Development Officer, introduced the Strategic Director for Commercial and Neighbourhood Services' report which updated the Committee on the use of delegated authority by the Strategic Director of Commercial and Neighbourhood Services for projects and schemes within the area.

RESOLVED to:

note the actions agreed by the Strategic Director of Commercial and Neighbourhood Services in respect of 2013/14 and 2014/15 projects and schemes, as detailed below:

Schemes: Arboretum	Councillor(s)	Amount (total)
Arboretum and Forest events 2014/15	Bryan & Choudhry	£1,000
Caunton Street wall	Bryan & Choudhry	£300
Berridge school signs	Bryan & Choudhry	£100
Target hardening project	Bryan & Choudhry	£920
Electrical testing Hyson Green Youth Club	Bryan & Choudhry	£500
Arboretum Fun Day	Bryan & Choudhry	£1,500
Maple Street skate park	Bryan & Choudhry	£1,500
Roma community event	Bryan & Choudhry	£400
BOBS summer play scheme	Bryan & Choudhry	£700
Environmental projects	Bryan & Choudhry	£1,000
Soft ball pilot – Nottinghamshire Police	Bryan & Choudhry	£100
Hyson Green Festival	Bryan & Choudhry	£1,000
Arboretum consultation event	Bryan & Choudhry	£200
Breaking the taboo	Bryan & Choudhry	£1,000
Disabled sign	Bryan & Choudhry	£30
Hyson Green lights switch on	Bryan & Choudhry	£100
Belper and Acourt planters	Bryan & Choudhry	£700
Canning Christmas lights switch on	Bryan & Choudhry	£125
Homeless Christmas lunch	Bryan & Choudhry	£500
Street blowers	Bryan & Choudhry	£400
African awareness event	Bryan & Choudhry	£250

Schemes: Dunkirk and Lenton	Councillor(s)	Amount (total)
Day of action on Cecil, Chippendale, change alley-gate locks	Trimble & Piper	£710
Retail Directory Area 4	Trimble & Piper	£2,000
Restoring bollard on walkway from Welby Avenue to Park Street	Trimble & Piper	£175
Heritage Welcome sign on Lenton Boulevard – Design cost	Trimble & Piper	£200
Muslim women's organisation development worker	Trimble & Piper	£500
Green corridor feasibility	Trimble & Piper	£2,000
The Lenton Centre aquatic programme	Trimble & Piper	£4,000
Martin-mass fair 2014	Trimble & Piper	£5,000
Feasibility proposals for Lenton Boulevard and Abbey Bridge	Trimble & Piper	£1,350
Upgrading training equipment at Dunkirk Community Centre	Trimble & Piper	£1,000
Beeston Hockey Club	Trimble & Piper	£100
Nottingham Volunteer awards	Trimble & Piper	£50
Green Corridor planning event	Trimble & Piper	£514
Eco friendly improvements to the Lenton Centre	Trimble & Piper	£6,000
Dunkirk and Lenton week of action 2014	Trimble & Piper	£2,000
Dunkirk Community Centre Spectacular Displays 2014	Trimble & Piper	£81.28
Penn Avenue consultation for Groundworks	Trimble & Piper	£495
Canning Circus Xmas event	Trimble & Piper	£200
Research on Older people's needs in Dunkirk and Lenton	Trimble & Piper	£150
Lenton Boulevard improvements, plants on Park Street	Trimble & Piper	£500
Dragon's Den 2015	Trimble & Piper	£1,800
Ear Foundation	Trimble & Piper	£200
Recycling indoor bins for Lenton Boulevard properties	Trimble & Piper	£1,500
Older person's health & wellbeing project in partnership with Thomas Helwy's church, DOLCA & local churches	Trimble & Piper	£5,000
Martin-mass fair 2015	Trimble & Piper	£5,000
Dunkirk Community Centre Spectacular displays 2015	Trimble & Piper	£83.71

Schemes: Radford and Park	Councillor(s)	Amount (total)
----------------------------------	----------------------	-----------------------

Canning Christmas 2013	Ali, Aslam, S Williams	£1,050
Hyson Green Youth Club – dance group	Ali, Aslam, S Williams	£600
Muslim Women’s Group-development worker	Ali, Aslam, S Williams	£2,300
Radford community day 2013	Ali, Aslam, S Williams	£750
Community event – Radford Recreation Ground	Ali, Aslam, S Williams	£300
Shiefton heritage event	Ali, Aslam, S Williams	£1,500
African Women’s Empowerment Forum	Ali, Aslam, S Williams	£1,000
Radford Care Group	Ali, Aslam, Peach	£1,440
Radford Lenton library community garden	Ali, Aslam, Peach	£500
Retail directory	Ali, Aslam, Peach	£300
Shiefton – targeted youth project	Ali, Aslam, Peach	£3,600
4 B’s youth project	Ali, Aslam, Peach	£3,600
Canning Christmas 2014	Ali, Aslam, Peach	£450
Curry in Park event	Ali, Aslam, Peach	£700
Mellers Primary School sensory garden	Ali, Aslam, Peach	£1,230
Radford Visiting Scheme	Ali, Aslam, Peach	£2,427
Nottingham volunteer awards	Ali, Aslam, Peach	£150
Domestic violence training – Central Locality	Ali, Aslam, Peach	£500
Cavaliers football awards trophies	Ali, Aslam, Peach	£150

43 WARD PERFORMANCE REPORT: QUARTER 3

Inspector Robert Wilson, Nottinghamshire Police updated the Committee on crime levels within Area 4, highlighting the following points:

- (a) ‘Operation Graduate’, working with students to prevent crime, is having a positive effect in the area with a reduction of burglary, street robbery and vehicle crime;
- (b) updates were given for each ward:
- in the Arboretum ward, burglary is down, theft from cars is steady and violent offences are up;
 - in the Dunkirk and Lenton ward, burglary is high (particularly amongst overseas students in Dunkirk), violence is down and theft from cars has seen a significant reduction;
 - in the Radford & Park ward, burglary and theft from cars are down, however violence has increased;

Dorothy Holmes, Locality Manager South, introduced the Strategic Director for Commercial and Neighbourhood Services’ report providing updates for each ward on key issues and themes which link to local priorities and strategic themes in the Nottingham Plan 2020 for Quarter 3, including:

- ward priorities;
- community engagement;
- finance;
- safer theme – crime and anti-social behaviour (ASB);
- neighbourhood theme – environmental issues;
- working theme – unemployment rates;
- housing;
- community protection;
- fire;
- health theme – local health priorities;

RESOLVED to note the information.

44 AREA CAPITAL FUND - 2014/15 PROGRAMME

Rob Gabbitas, Neighbourhood Development Officer, introduced the Strategic Director for Commercial and Neighbourhood Services' report seeking approval for schemes recently prioritised and detailing the latest spend under the Area Capital Fund, including highways, traffic and safety and public realm schemes.

An additional contribution of £600 for the tree works in the Dunkirk and Lenton ward which was not included in the original report was circulated prior to the meeting.

RESOLVED to

(1) note that the following money is available:

Arboretum	£18,524
Dunkirk and Lenton	£9,782
Radford and Park	£11,561

(2) approve the following schemes prioritised by Ward Councillors since the last meeting:

Arboretum Public Realm Schemes:

Location	Type	Estimate	Details
Hyson Green fencing	Fencing	£14,444	A contribution to Phase 3 of a joint project with Nottingham City Homes
St Paul's Avenue	Commercial bin stores	£3,000	To provide 3 bins stores to make the commercial bins safe
The Forest	Signage	£300	For the erection of No Alcohol signs in 2 languages

Dunkirk and Lenton Local Transport Plan Schemes:

Location	Type	Estimate	Details
-----------------	-------------	-----------------	----------------

Trees in the ward	Tree works	£5,600	A contribution to a 3 year city wide programme of felling inappropriately placed trees and replacement tree planting
Lenton Boulevard	Wooden planter	£3,666	For the installation of a wooden planter on the corner of Lenton Boulevard and Church Street

Dunkirk and Lenton Public Realm Schemes:

Location	Type	Estimate	Details
Palmer Court area	Area improvement	£23,650	Provision of street furniture/art to create seating and play opportunities
Abbey Bridge area	Environmental improvements	£11,000	Utilising the 5 green spaces on Abbey Bridge for natural play area, wildflower meadows and growing fruit trees
Lenton Recreation Ground	Green gym	£5,000	Match funding for the Thomas Helwys Church grant application to Awards for All Lottery Bid of £10,000 for a green outdoor gym to help improve mental health and wellbeing, especially for older people

Dunkirk and Lenton Decommitments:

Location	Type	Amount	Details
Lenton Boulevard	Brick planters	£1,304	Alteration to the scheme

Radford and Park Local Transport Plan Schemes:

Location	Type	Estimate	Details
Dunlop Avenue	Footpath	£2,920	Surface dressing of the footpath
Elmsthorpe Avenue	Footpath	£20,138	Surface dressing of the footpath
Johnson Road	Footpath	£17,470	Surface dressing of the footpath running at a right angle from Lenton Boulevard

Radford and Park Public Realm Schemes:

Location	Type	Estimate	Details
Dunlop Avenue	Footpath	£13,645	Surface dressing of the footpath
Across the	Area	£10,000	A programme of environmental

ward	improvement		and community safety issues to include schemes within areas of new builds
Canning Circus	Planters	£2,500	A contribution towards the planters

- (3) approve additional costs of £600 from the Dunkirk and Lenton Area Capital Fund for the Lenton Drives tree works scheme.**

This page is intentionally left blank



NCH update report

Time: 5.30pm

Date: 17 June 2015

Presented by: Paul Howard

	Item	Executive Summary / Key Points	For information or decision
1	Capital Programme & major works	<p>Decent Homes</p> <p>Background The Nottingham Decent Homes programme has been running for the past six years aimed at improving more than 18,000 homes across the city. It started in 2009 after it was revealed that more than 40 per cent of council houses in Nottingham did not meet national standards. The programme was funded 80 per cent by central government and 20 per cent by Nottingham City Council. Nottingham City Homes took the opportunity to go beyond the government's decent homes standard with the Nottingham Decent Homes Plus Standard.</p> <p>What we have achieved Citywide Bathrooms, kitchens, boilers and roofs have been replaced and upgraded at a cost of £200 million in the Secure Warm Modern programme. It means that every Nottingham council home (100%) now meets the government's minimum 'decent homes' specifications compared to just 44 per cent when the project began.</p>	Information

		<p>Zero per cent non decency achieved by 31 March 2015</p> <ul style="list-style-type: none"> • 14,325 Bathrooms • 18,959 Kitchens • 37,607 Secure by Design Doors • 18,729 properties have received (80,000) Grade A Secure by Design windows • 4,478 Loft Insulations • 14,910 Electrical upgrades • 15,460 New Grade A energy efficient boilers • 14,621 Heating distribution upgrades (this is radiators, pipework and programmes) • 567 New roofs • £200 million investment • 200+ apprentices taken on and trained • Up to 600 employed on the scheme at any one time • Satisfaction with quality / condition of home up from 57% to 87% <p>The future</p> <p>A planned programme of maintaining decency will continue year after year to continue a level of quality within our housing stock. £13m has been set aside for 2015/6 to uphold this goal. The maintaining decency project will remain under the title of Secure Warm Modern which is, and always has been, based on tenant priorities.</p> <p>Stock condition data and Energy Performance information collected about our housing stock is helping to produce an additional planned programme of energy efficiency works across the City including insulation work to solid wall, BISF (British Steel Frame) and other hard to treat properties.</p>	
--	--	--	--

2	Area Regeneration and Environmental Issues	<p>Planned fencing & guttering programme 2015-16</p> <p>Arboretum & Radford & Park – May/August/November/February Dunkirk & Lenton - April/July/October/January</p> <p>Lift Replacement Passenger lift replacement at Ash View will commence in July with information events for residents to take place before.</p> <p>Building a Better Nottingham</p> <p>Demolition 1-96 Willoughby Court - High reach will be on site from middle of May with completion by end of May.</p> <p>New Build Palmer Court, Lenton - Independent Living accommodation – phased completion with first tenants to move in at the end of June.</p> <p>Handover of new build properties in Radford has been delayed but residents have moved into the first few.</p>	Decision
3	Key messages from the Tenant and Leasehold Congress	<p>TLC has recently undergone review and a number of improvements have been identified and implemented following on from further consultation with tenants. The first 'new style' meeting was held on Wednesday 29th April at the New Art Exchange and involved interactive workshops to shape the future structure and direction of the group.</p>	Information

		<p>The group also decided on a new name and will now be known as the 'Communities in Action' group. Membership has been widen to include representatives from each of the NCH customer panels, each of the recognised Tenants & Residents groups across the city, ensuring wider and more local representation and engagement and there is also an open invitation in place for all NCH Board members to attend.</p>	
4	<p>Tenant and Residents Associations updates</p>	<ul style="list-style-type: none"> • Currently in the process of working with established community groups Bridlington, Oldknow and Brown Streets (BOBS) and Pleasant and St Pauls Residents Association with a view to them becoming a recognised NCH TRA. Both groups are looking to apply for funding from the NCH 'Ten Year Anniversary Fund' and Bridlington Park Fun Day, being planned by BOBS for the last Saturday in August; • Woodlands Open Day produced interest from tenants to hold information/coffee mornings and evenings with a view to establishing a tenants group. Fit in the Community have also arranged a meeting with a number of female tenants who are interested in regular exercise classes; • Young Inspector Programme at Northgate Primary nearing its first inspection in June 2015; • Working to support the 'Living in Lenton' 2 year project being delivered by Communities Inc. This project aims to establish a strong community group and increase tenant involvement; • Unfortunately BRAMTRA have agreed to stop operating as a formal TRA at this time but the remaining members of the group would like to continue to support NCH and meet as and when required. 	<p>Information</p>





5	Area Performance Figures	See Appendix 1	Information
6	Good news stories & positive publicity	<p>Sutton House project handover from ASRA is continuing and grander designs are assessing the site to improve appearance of scheme.</p> <p>Community cohesion meeting on 20/3 attended by all partners to look at more effective ways of working in both area 4 and area 5 wards</p>	Information




This page is intentionally left blank

Area report - Dunkirk/Lenton, Arboretum & Radford/Park







Generated on: 15 April 2015

AC4-1 Anti-social behaviour





Performance indicator and definition	Target	2014/15			2013/14	2012/13	Latest Note
		Value	Status	Long Trend	Value	Value	
% of ASB cases resolved by first intervention – Central region <i>Note: This PI monitors the ability of the HPM to select the correct first intervention.</i>	84%	86.67%			84.78%	78.92%	Second interventions required on 2x gardens cases and third intervention required on extremely high profile asb case that was resolved to customers satisfaction
% of ASB cases resolved – Central region <i>Note: This PI measures the proportion of ASB cases NCH has successfully resolved. Data for this PI is not available by ward and is reported by</i>	97.8%	92.38%			100%	100%	Figure is showing low due to inputting error in one Month that does not reflect actual performance. Matter has been raised with Performance team

<i>Housing Office.</i>							
<p>Number of new ASB cases – Central region</p> <p><i>Note: Data for this PI is only available by Housing Office.</i></p>		14			144	144	Quite a lot of new cases this month (Jan) including a number of drug warrants executed by Police.
<p>Tenant satisfaction with the ASB service - Central region</p> <p><i>Note: Data for this PI is only available by Housing Office.</i></p>	8				7.8	6.95	trend is improving but more work to be done to reach target; customer care is paramount issue and is constantly reinforced through one to ones



AC4-2 Repairs



Performance indicator and definition	Target	2014/15			2013/14	2012/13	Latest Note
		Value	Status	Long Trend	Value	Value	
% of repairs completed in target – AC - Dunkirk/Lenton, Arboretum & Radford/Park <i>Note: This PI monitors the proportion of repairs being completed within agreed timescales.</i>	96%	98.48%			97.39%	94.39%	
% of repairs completed in target – Arboretum ward <i>Note: This PI monitors the proportion of repairs being completed within agreed timescales.</i>	96%	98.43%			96.62%	92.04%	
% of repairs completed in target – Dunkirk & Lenton Ward <i>Note: This PI monitors the proportion of repairs being completed within agreed timescales.</i>	96%	98.46%			97.91%	96.33%	

Appendix 1





<p>% of repairs completed in target – Radford & Park Ward</p> <p><i>Note: This PI monitors the proportion of repairs being completed within agreed timescales.</i></p>	96%	98.51%			97.55%	94.87%	
<p>Tenant satisfaction with the repairs service</p> <p><i>Note: Data for this PI is only available citywide</i></p>	9	8.9			8.78	8.64	<p>MAR-2015 Whilst slightly short of the Corporate Plan target of 9, year-to-date performance of 8.913 in 2014/15 is higher than all previous annual outturn's. This month all scores on the VMS survey were above Target giving an overall score of 8.924 . Satisfaction survey results are discussed at team meetings, highlighting both good and bad feedback and challenging staff that are not following processes.</p>





AC4-3 Rent Collection

Performance indicator and definition	Target	2014/15			2013/14	2012/13	Latest Note
		Value	Status	Long Trend	Value	Value	
<p>% of rent collected</p> <p><i>Note: This PI measures the amount of rent collected (including tenant arrears) as a percentage of rent due for the current year. Data for this indicator is not available by ward and is reported city wide.</i></p> <p><i>Trend shows as improving if value is over 100% as arrears are</i></p>	100%	100.56%			100.02%	100.21%	<p>The rent collection rate for 2014-15 was above target at 100.56%, an improvement on the figure at the end of 2013-14 which was 100.02%.</p> <p>Measures taken to ensure a high level of collection included evening and weekend working by the team. We also conducted a campaign to contact all customers who paid at local housing offices (where the cash payment facility was due to close) to offer support with alternative payment methods and to sign as many as possible up for Direct Debit. This resulted in approximately 600 extra customers signing up to pay by direct debit.</p> <p>A revised Service Level Agreement is being finalised between NCH and Nottingham Revenue and Benefits Ltd - the new company formed to deal with Housing Benefit claims on behalf of the City Council. This is expected to be in place early in 2015-16 and is designed to improve the relationship between the two organisations and ensure that targets set for processing of claims etc will be monitored and met. This is expected to have a positive effect on our rent arrears and collection performance.</p> <p>2015-16 will see the introduction of Universal Credit. This will result a significant percentage of our weekly rent debit being paid directly to tenants, where it is currently paid directly to NCH as housing benefit. Several measures are being taken to ensure the impact of this on our rent collection figures is minimised, including:</p> <p>Communications activity e.g. via the tenants' newsletter Tenancy Sustainment Team holding events in local communities and targeting support Updating Northgate IT system to better enable management of affected accounts Staff training across NCH to ensure support to tenants is provided by the whole organisation</p>

<i>decreasing.</i>							
<p>% of tenancies ending due to eviction</p> <p><i>Note: This PI monitors the percentage of tenants being evicted due to rent arrears and is reported citywide.</i></p>	0.75%	0.56%			0.74%	0.55%	<p>This performance indicator is of particular importance to the team as we are committed to sustaining as many tenancies as possible and have measures in place to support tenants in arrears. The Tenancy Sustainment Team receives referrals from Rent Account Managers relating to tenants who require additional support. The Team supports such tenants to manage their finances more effectively with the aim of maintaining their tenancy and avoiding eviction. We have evicted 148 tenants in the last 12 months, this compares to 197 during 2013-14. We will work to ensure that this downward trend continues.</p>

AC4-4a Empty properties - Average re-let time







Performance indicator and definition	Target	2014/15			2013/14	2012/13	Latest Note
		Value	Status	Long Trend	Value	Value	
Average void re-let time (calendar days) – AC - Dunkirk/Lenton, Arboretum & Radford/Park <i>Note: This PI measures how long it takes NCH to re-let empty properties from the end of the old tenancy to the start of the new tenancy</i>	25	25.72			23.07	26.02	See below
Average void re-let time (calendar days) – Arboretum ward	25	27.58			49.24	25.82	The Housing Services and Property Services teams work jointly to ensure the time properties remain empty is minimised. The target for 2014-15 was not met and this was due to low demand issues with some Independent Living accommodation at Selhurst Court. The letting of general needs accommodation stood at 22.72 days.



<p><i>Note: This PI measures how long it takes NCH to re-let empty properties from the end of the old tenancy to the start of the new tenancy.</i></p>							
<p>Average void re-let time (calendar days) – Dunkirk & Lenton Ward</p> <p><i>Note: This PI measures how long it takes NCH to re-let empty properties from the end of the old tenancy to the start of the new tenancy</i></p>	25	6.57			4.63	15	<p>The Housing Services and Property Services teams work jointly to ensure the time properties remain empty is minimised. The target for 2014-15 was met.</p>
<p>Average void re-let time (calendar days) – Radford & Park Ward</p> <p><i>Note: This PI measures how long it takes NCH to re-let empty properties from the end of</i></p>	25	27.92			18.96	29.62	<p>The Housing Services and Property Services teams work jointly to ensure the time properties remain empty is minimised. The target for 2014-15 was not met and this was due to low demand issues with some Independent Living accommodation at Garfield Court. The letting of general needs accommodation stood at 22.82 days</p>

Appendix 1





<i>the old tenancy to the start of the new tenancy.</i>							
---	--	--	--	--	--	--	--





AC4-4b Empty properties - Lettable voids

Performance indicator and definition	Target	2014/15			2013/14	2012/13	Latest Note
		Value	Status	Long Trend	Value	Value	
Number of lettable voids – AC - Dunkirk/Lenton, Arboretum & Radford/Park <i>Note: Lettable voids are empty properties available for re-letting. They will receive repair work and then be re-let to a new tenant.</i>		16			15	26	The Housing Services and Property Services teams work jointly to ensure the time properties remain empty is minimised with an increase of 1 property from the previous year
Number of lettable voids – Arboretum ward <i>Note: Lettable voids are empty properties available for re-letting. They will receive repair work and then be re-let to a new tenant.</i>		7			7	5	The Housing Services and Property Services teams work jointly to ensure the time properties remain empty is minimised with the figure the same as the previous year
Number of lettable voids – Dunkirk &		1			0	2	The Housing Services and Property Services teams work jointly to ensure the time properties remain empty is





<p>Lenton Ward</p> <p><i>Note: Lettable voids are empty properties available for re-letting. They will receive repair work and then be re-let to a new tenant.</i></p>							<p>minimised with an increase of 1 property from the previous year</p>
<p>Number of lettable voids – Radford & Park Ward</p> <p><i>Note: Lettable voids are empty properties available for re-letting. They will receive repair work and then be re-let to a new tenant.</i></p>		<p>8</p>			<p>8</p>	<p>19</p>	<p>The Housing Services and Property Services teams work jointly to ensure the time properties remain empty is minimised with the figure the same as the previous year</p>





AC4-4c Empty properties – Decommissioning

Performance indicator and definition	Target	2014/15			2013/14	2012/13	Latest Note
		Value	Status	Long Trend	Value	Value	
Number of empty properties awaiting decommission – AC - Dunkirk/Lenton, Arboretum & Radford/Park <i>Note: This PI shows the number of empty properties which will not be re-let and includes those being decommissioned and / or demolished.</i>		139			325	268	This relates to properties at Willoughby Court and Newgate Court. Willoughby Court is now demolished and Newgate Court will be demolished once tenants are rehoused in the coming months
Number of empty properties awaiting decommission – Arboretum ward <i>Note: This PI shows the number of empty properties which will not be re-let and includes those being</i>		0			52	52	NA

<i>decommissioned and / or demolished.</i>							
<p>Number of empty properties awaiting decommission – Dunkirk & Lenton Ward</p> <p><i>Note: This PI shows the number of empty properties which will not be re-let and includes those being decommissioned and / or demolished.</i></p>		139			0	162	This relates to properties at Willoughby Court and Newgate Court. Willoughby Court is now demolished and Newgate Court will be demolished once tenants are rehoused in the coming months
<p>Number of empty properties awaiting decommission – Radford & Park ward</p> <p><i>Note: This PI shows the number of empty properties which will not be re-let and includes those being decommissioned and / or demolished.</i></p>		0			0	54	NA

AC4-5 Tenancy sustainment

Performance indicator and definition	Target	2014/15			2013/14	2012/13	Latest Note
		Value	Status	Long Trend	Value	Value	
Percentage of new tenancies sustained - AC - Dunkirk/Lenton, Arboretum & Radford/Park <i>Note: This PI measures the number of new tenants who are still in their tenancy 12 months later.</i>	93.5%	94.77%			92%	91.08%	Performance above target and at highest level for two years
Percentage of new tenancies sustained - Arboretum Ward (2003) <i>Note: This PI measures the number of new tenants who are still in their tenancy 12 months later.</i>	93.5%	94.29%			95.56%	78.38%	Ward performance above target - 1x NTQ lodging, 1x abandoned

<p>Percentage of new tenancies sustained - Dunkirk & Lenton Ward</p> <p><i>Note: This PI measures the number of new tenants who are still in their tenancy 12 months later.</i></p>	93.5%	95%			81.25%	97.06%	Decom is winding down and only "failure" showing was actually rehoused through the process
<p>Percentage of new tenancies sustained - Radford & Park Ward (2003)</p> <p><i>Note: This PI measures the number of new tenants who are still in their tenancy 12 months later.</i></p>	93.5%	94.87%			92.14%	94.19%	Performance above target; 2x NTQ lodging; 2x refused after commenced; 1x eviction rent; 1x NTQ other local authority

This page is intentionally left blank

ARBORETUM, DUNKIRK AND LENTON, RADFORD AND PARK AREA COMMITTEE
17 June 2015

Title of paper:	Environmental Submissions from Nottingham City Homes (NCH)	
Director(s)/ Corporate Director(s):	Nick Murphy, Chief Executive, Nottingham City Homes	Wards affected: Arboretum, Dunkirk and Lenton, Radford and Park
Report author(s) and contact details:	Paul Howard, Tenancy and Estate Manager, Nottingham City Homes Tel: 0115 8838232 Paul.Howard@Nottinghamcityhomes.org.uk	
Other colleagues who have provided input:	Housing Patch Managers: Bal Rathore, Anna Sollini, Maureen Birkin, Sharon Perry Decent Neighbourhoods Manager: Leanne Hoban	
Date of consultation with Portfolio Holder(s) (if relevant)	N/A	
Relevant Council Plan Strategic Priority:		
Cutting unemployment by a quarter		<input type="checkbox"/>
Cut crime and anti-social behaviour		<input checked="" type="checkbox"/>
Ensure more school leavers get a job, training or further education than any other City		<input type="checkbox"/>
Your neighbourhood as clean as the City Centre		<input type="checkbox"/>
Help keep your energy bills down		<input type="checkbox"/>
Good access to public transport		<input type="checkbox"/>
Nottingham has a good mix of housing		<input type="checkbox"/>
Nottingham is a good place to do business, invest and create jobs		<input type="checkbox"/>
Nottingham offers a wide range of leisure activities, parks and sporting events		<input type="checkbox"/>
Support early intervention activities		<input type="checkbox"/>
Deliver effective, value for money services to our citizens		<input checked="" type="checkbox"/>
Summary of issues (including benefits to citizens/service users):		
This report informs the Committee of the schemes initially requested by residents of NCH properties, and residents living within the environment of NCH properties, to provide extra security, safety and wellbeing to the residents of Arboretum, Dunkirk and Lenton, and Radford and Park wards. Schemes approved by the Committee will be funded from the Housing Revenue Fund.		
Recommendation(s):		
1	To consider the schemes listed in Appendix 1, and decide which schemes to approve.	

1. REASONS FOR RECOMMENDATIONS

- 1.1 Suggestions for schemes may be from a number of sources including tenants and leaseholders, tenants and residents groups, Ward Councillors, Local Area Group meetings, Ward Walks, Housing Patch Managers and Neighbourhood Development Officers.

2. BACKGROUND (INCLUDING OUTCOMES OF CONSULTATION)

- 2.1 A sum of £20,620 for the Arboretum Ward, £33,433 for the Dunkirk and Lenton Ward and £107,970 for the Radford and Park Ward remains in the housing environmental

improvements budgets for the respective wards. These figures include any carry over figures from last year.

- 2.2 The proposed schemes must fit at least one of the following criteria:
- improvement of security for tenants and leaseholders (e.g. door entry, lighting, fencing, garage sites);
 - improvement of the environment for tenants and leaseholders (e.g. dealing with graffiti, reducing anti-social behaviour, parking issues, drying areas, resurfacing);
 - improvement of spaces for tenants and leaseholders (e.g. installation of community facilities, or areas on land under NCH management).

3. OTHER OPTIONS CONSIDERED IN MAKING RECOMMENDATIONS

- 3.1 A number of schemes have been submitted but, if the available Housing Environmental Funding does not cover all of the proposals, those remaining can be submitted to the Committee for consideration in 2015/2016 if further funding is made available. Any surplus left over in the respective budgets should carry over into the next financial year and can be used to fund future schemes.

4. FINANCIAL IMPLICATIONS (INCLUDING VALUE FOR MONEY/VAT)

- 4.1 NCH has provided quotations for the proposed works via an agreed competitive tendering process.
- 4.2 Once a City wide programme is agreed, works will be carried out by approved contractors. It is anticipated that further savings may be found and that more schemes may be completed as a result of these savings.

5. RISK MANAGEMENT ISSUES (INCLUDING LEGAL IMPLICATIONS AND CRIME AND DISORDER ACT IMPLICATIONS)

- 5.1 To ensure local development in decision-making the Area Panel and Local Area Groups have been actively involved in the process. Local tenant and resident groups have also been consulted, along with local Ward Councillors.
- 5.2 The Housing Environment Fund will enable a series of improvements to take place that will improve security, spaces and the environment for local people.
- 5.3 The funds available are limited and are targeted at the most vulnerable tenants in the area within the criteria set out at section 2.2 of this report.

6. EQUALITY IMPACT ASSESSMENT

- 6.1 As this report does not include proposals for new or changing policies, or services an Equality Impact Assessment has not been carried out. However, these proposals aim to improve the quality of life and wellbeing for residents.

7. LIST OF BACKGROUND PAPERS OTHER THAN PUBLISHED WORKS OR THOSE DISCLOSING CONFIDENTIAL OR EXEMPT INFORMATION

- 7.1 None.

8. PUBLISHED DOCUMENTS REFERRED TO IN COMPILING THIS REPORT

- 8.1 None.

ENVIRONMENTAL PROGRAMME 2015/2016 - PROPOSED SCHEMESARBORETUM WARD

Site	Proposal	Assessment	Proposed Decision	Budget £20,620
Birkin Avenue estate phase 3 funding	Supply and fit bow top fencing to next tranche of Hyson Green properties. Joint project with NCC.	Improve appearance and increase security for residents	Agree	£15,620
			Total (carry forward)	£5,000

Page 39

RADFORD AND PARK WARD

Site	Proposal	Assessment	Proposed Decision	Budget £107,970
1-14 Bramcote Walk, Radford	Metal rails to be placed on top of wall next to 1 Bramcote Walk and to run along to 14 Bramcote Walk	Improve environmental appearance; reduce asb for residents	Agree	£2,041.
Norton street fencing upgrade	Replace wooden fencing with metal fencing to properties. Joint project with NCC	Improve appearance and increase security for residents	Agree	£95,000
			Total (carry Forward)	£10,929

DUNKIRK AND LENTON WARD

Site	Proposal	Assessment	Proposed Decision	Budget £33,433
None this time				
			Total (carry forward)	£33,433

**ARBORETUM, DUNKIRK AND LENTON, RADFORD AND
PARK AREA COMMITTEE - 17 JUNE 2015**

Title of paper:	WARD PERFORMANCE REPORTS: QUARTER 4	
Director(s)/ Corporate Director(s):	Andy Vaughan Strategic Director of Commercial and Neighbourhood Services	Wards affected: Arboretum Dunkirk and Lenton Radford and Park
Report author(s) and contact details:	John Marsh, Central Locality Manager john.marsh@nottinghamcity.gov.uk Tel: 0115 8838467 Rob Gabbitas, Neighbourhood Development Officer Rob.gabbitas@nottinghamcity.gov.uk Tel: 0115 8838472 Linda Wright, Neighbourhood Development Officer Linda.wright@nottinghamcity.gov.uk Tel: 0115 8838473 Iffat Iqbal, Neighbourhood Development Officer Iffat.iqbal@nottinghamcity.gov.uk Tel: 07985221347	
Other colleagues who have provided input:	Dave Halstead, Head of Neighbourhood Operations and Deputy Director of Commercial and Neighbourhood Services Dave.halstead@nottinghamcity.gov.uk Linda Robertson, Analyst, Crime and Drugs Partnership Linda.robertson@nottinghamcity.gov.uk	
Date of consultation with Portfolio Holder(s) (if relevant)	N/A	
Relevant Council Plan Strategic Priority:		
Cutting unemployment by a quarter		<input checked="" type="checkbox"/>
Cut crime and anti-social behaviour		<input checked="" type="checkbox"/>
Ensure more school leavers get a job, training or further education than any other City		<input checked="" type="checkbox"/>
Your neighbourhood as clean as the City Centre		<input checked="" type="checkbox"/>
Help keep your energy bills down		<input type="checkbox"/>
Good access to public transport		<input type="checkbox"/>
Nottingham has a good mix of housing		<input type="checkbox"/>
Nottingham is a good place to do business, invest and create jobs		<input type="checkbox"/>
Nottingham offers a wide range of leisure activities, parks and sporting events		<input type="checkbox"/>
Support early intervention activities		<input checked="" type="checkbox"/>
Deliver effective, value for money services to our citizens		<input checked="" type="checkbox"/>
Summary of issues (including benefits to citizens/service users):		
The ward performance reports provide updates on key issues and themes which link back to local priorities and strategic themes in the Nottingham Plan 2020. The reports provide summary updates on the following key themes:		
<ul style="list-style-type: none"> • ward priorities; • community engagement; • finance; • safer theme – crime and anti-social behaviour (ASB); 		

- neighbourhood theme – environmental issues;
- working theme – unemployment rates;
- housing;
- Community Protection;
- fire;
- health theme – local health priorities.

The following are brief summaries by the respective Neighbourhood Development Officers (NDOs):

Ward: Arboretum Ward NDO: Linda Wright
Crime Statistics Quarter 4: Jan - March Data 2015.

All crime is down by 8%, there were actually 394 incidents in 2013/14 compared with 363 in 2014/15 year to date. There was a decrease in violence of 12 % year to date. There were 87 reported incidents compared to 99 in the previous year. Burglary dwelling has seen an improvement with a 30% decrease, meaning there were 13 fewer offences year to date 2013/14 compared with 30 actual offences 2014/15. This improvement must be due to the continuation of various targeted operations being carried out in the ward over past months.

ASB: All ASB was up 27%, year to date, with 322 incidents in 2014/15 compared with 254 in 2013/14.

Cleanliness Index: Index Score set as a target city wide is 88; we have seen an improvement in this quarter year to date from 94 in 2013/14 to 89 in 2014/15. The Hyson Green Action Plan was developed to combat and directly improve this score factoring in sustainability. This has improved by 5% year to date.

Graffiti Reports: There has been a positive increase in the response time to remove graffiti once reported. There were 17 incidents in 2014/15 compared to 25 in 2013/14.

Fly Tipping: There has been an increase in incidences to 56 from 65 over the last year.

Unemployment Rate: There was a 22% decrease of people on Job Seekers Allowance.

Community Protection: Dog fouling - a slight decrease in the number of incidents reported year to date - 14 actual incidents in 2014/15 down by 3 in comparison to last year.

Other data collected relating to the Month of March only are:

Fixed Penalty Notices (for bins on street) 46.
 Dog Fouling Operations – 6
 Businesses visited to check Trade Waste agreements - 29
 Formal letters issues for untidy Gardens (LBA) - 33
 Noise Visits - 34

Fire: Arboretum Ward has had 40% increase of deliberate fires this quarter compared to the same quarter in the previous year, a rise of 2 actual incidents compared with 7 in 2013/14.

Key Successes: The Arboretum “Nice and Clean Hyson Green Plan” had been developed to problem solve a number of issues in the ward. The aim of the plan was to deliver sustainable outcomes in relation to improving street cleansing in the area and decreasing general ASB. To then capture and roll out the learning across the Ward but, more importantly, engage with local people and encourage them on an individual basis to take more pride in the area in which they live.

Another key message was raising their awareness of the potential for fires in the home. The last quarter’s statistics and first evaluation of the plan, has shown that the resources invested have had the desired impact. Delivering sustainability as fly tipping; accidental fires and complaints from residents in the targeted Phase 1 and 2 areas have decrease noticeably by all the key stakeholders.

The other social housing providers (RSL) have been contacted and have had a meeting to ensure they buy into the Hyson Green Plan and ensure sustainability. The RSLs are in the process of agreeing a unified welcome pack for their tenants in the ward, which will have a variety of information to promote good neighbourliness and better recycling.

Finally, the learning and good practice from the plan has been written up and shared with other practitioners in order for the ideas to be adapted and developed to resolve similar problems across the City.

The Budget Consultation event was delivered successfully, in partnership with the Radford and Park Ward, and was well attended by local residents.

Issues: The outstanding issues for the Ward are related to the number of cars for sale although there does seem to be a decrease on Gregory Boulevard. It was agreed that a delivery plan will be put in place after the elections in May, to increase the cleaning of the Boulevards and Radford Road South.

A variety of issues indicating poor social cohesion have been raised by residents whilst completing the Hyson Green Plan. It was agreed at the Neighbourhood Development Team (NAT) that a subgroup should be gathered to unpick the problem and develop a response. It was agreed that Bridlington Park would be the focus point for any delivery plan worked up by the sub group.

Neighbourhood Action Team

NATs (Neighbourhood Action Team) – All the partners have worked well together on the agreed ward priorities for 2014-2015 as planned. The NAT has delivered well on the issues that have arisen over the last year ending 31st March.

The Issues that arose from September’s consultation event for 2015/16 NAT plan have been incorporated into this working document. The NAT team is committed to delivering the key actions across the area, as they want to enhance visitors and residents experience of being in the ward.

Events: The Roma Community had the start of the new English as a Second Language (ESOL) classes at the Vine Community Centre on the 30/01/15.

The Domestic Violence Forum training programme is on-going, plus an additional targeted planning session for youth workers in February. This session was open to all youth providers in the Locality to encourage and develop good practice from all partners operating in the ward.

Ward: Dunkirk and Lenton
NDO: Iffat Iqbal

All figures for the ward are based on January, February and March 2015 data.

Crime:

- all crime in the ward has decreased by 33% in this quarter. 101 crimes have been reported compared to 209 in the same period last year;
- there has been a decrease in dwelling burglaries this quarter with 27 incidents reported, compared to 37 in the same period last year, however year to date there has been an 8% increase in dwelling burglary;
- there has been a significant decrease in auto-crime in the residential area across the whole ward.

ASB: The largest volume of crime is ASB with 486 incidents reported in 2014/15 compared to 407 in 2013/14 year to date. Noise related ASB accounts for 50% of all incidents for the year to date. From April 2014 to March 2015, there were 94 incidents on Derby Road, 50 incidents on Rolleston Drive, 42 on Alderney St and 29 incidents reported on Harrington Drive. This quarter 94 ASB incidents have been reported from which noise generated the most incidents totalling 39, the majority relate to loud music/party. The QMC continues to have the highest level of alcohol related ASB, accounting for around 20% of all calls on the ward.

Cleanliness Index: the Cleanliness Index Score for this quarter is 90 compared to a neighbourhood target of 86.

Graffiti Reports: there has been a decrease in graffiti with only 3 incidents reported, compared to 6 in 2013/14.

Fly Tipping: there has been a slight decrease, 15 incidents compared to 16 in the same period last year.

Community Protection:

- Bins on Street and messy garden notices – Jan 25, Feb 14, March 101;
- Letter Before Action – Jan 136, Feb 43, March 99;
- Community Protection notices – 4;
- Dog Fouling Operations – Jan 11, Feb 0, March 0;
- Alcohol Seizures – Jan 01, Feb 0, March 0.

Unemployment Rate: the number of recorded unemployed people in the ward is 1636 in 14/15 compared to 2289 in 13/14. One of the main reasons for the difference in figures will be the decommissioning of Lenton high-rise flats. Also figures could be skewed by the student population which is 64% of the total ward population.

Fire: This quarter there have been 2 incidents of deliberate (primary and secondary) fires in the ward.

Key successes:

Lenton Boulevard Waste Action Plan- a waste Action plan has been developed by Neighbourhood Services to look into the waste and recycling collections on Lenton Boulevard to ascertain whether there were any changes that could be made to improve the use of the waste and recycling collections and tackle issues with excess waste and recycling with incorrect items in bins.

Over a period of time Jan to March the Waste Advisors monitored the bins and waste put out for collection, making note of those putting out incorrect items for recycling and excess side waste. These properties were then revisited to provide them with information on how to recycle correctly. In February a door-to- door survey was completed to find barriers to good waste practices and recycling and encourage students to think about and care for their local environment.

All properties on Lenton Boulevard were then provided with a small internal bin for recycling. The aim of this was as an incentive to encourage the students to recycle as well as to install a long lasting reminder of what can and cannot be recycled. It was also hoped that this would cut down on the use of plastic bags for recycling in the home, which then end up in the bin.

On the 19th of March a waste research company was engaged to perform a waste composition analysis on the side waste presented for collection. This has provided information on the makeup of the side waste, which will help to focus Waste education and services.

All the above initiatives have showed significant improvement after return visits and door-knocking. One of the possible solutions to the excess waste would be to locate some large containers on Lenton Boulevard. Research into other local authorities such as Sheffield, Newcastle and Manchester has shown that communal bins are used in areas predominantly occupied by students. Communal bins address the issue of bins being left on the pavements, no access to remove the bins from the pavement and nowhere to store the bins on the property.

The Action Plan is now being reviewed to take into account the results and recommendations from the Lenton Boulevard waste pilot.

Let's get together, wellbeing in Dunkirk and Lenton

Thomas Helwys Baptist Church and Dunkirk Community Centre in partnership carried out a survey interviewing a sample of 100 older people to find out the needs of older people and how they would want their needs to be met. The results showed 78% of people were unaware of the provision available in the area and there was a need for transportation to and from sessions. The Dunkirk and Lenton Health profile also indicates that older people and those who are isolated make up a significant number of the population once the students have been accounted for. The influx of students threatens the natural permanent community and indirectly contributes to the poor provision for older people.

Both organisations have received funding from local Councillors to set up a wellbeing Project for older people in Dunkirk and Lenton to help to reduce loneliness and isolation through increased involvement, volunteering and active citizenship. The Church is setting up a new Befriending Scheme and in-house activities aimed at the target audience. The Community Centre has set up a Silver Surfer activity, Discovery award and Chair-obics. A transport scheme has also been set up to enable older people to travel across the ward.

Western Cycle corridor- Nottingham City Council is investing in and working up plans to improve and expand the City's cycle facilities, to provide a joined up network of cycle corridors throughout the City. The Western Cycle Corridor will run through the Dunkirk and Lenton ward from Castle Road along Castle Boulevard in a westerly direction to Abbey Street and along University Boulevard towards the Broadgate/Woodside Road roundabout.

The initial designs for the route are to the latest cycle design standards, as outlined in the new Transport for London design guidance and the Sustrans Handbook for Cycle Friendly Design and include:

- a cycle super highway that runs along Castle Boulevard to Abbey Street and up towards Gregory Street. This is a two way segregated route that runs alongside the carriageway;
- new side road entry treatments that give priority to cyclists and pedestrians along the route;
- the redesign of the Abbey Street roundabout to a single gyratory;
- the closure of Grove Road / Castle Boulevard Junction to motor vehicles and a no entry at Harley Street from Abbey Bridge roundabout;
- upgrades to most traffic signal locations along the route;
- the route will maximise space and priority for cyclists and pedestrians. Two options are being drawn up. One with greater segregation and one with areas of shared space, both of which will be discussed with Councillors and citizens as part of the consultation process.

Consultation on the initial designs for the scheme has begun and the Traffic Regulation Order consultation is likely to begin in June this year.

Lenton Boulevard improvements - A wooden planter made of railway sleepers was built in March funded by the local Councillors to soften the image of the Boulevard which is very concrete and brick orientated. This has made a very positive contribution to the overall appearance and welcomed by local residents. To further enhance the area a flower bed has been planted on Park St near the Castle Boulevard roundabout and a bench installed for residents to enjoy.

Lenton redevelopment - The forecast for Palmer Court is:-

- North Wing expected completion end of June;
- whole building completion end of July;
- Newgate tenants to move into Palmer Court end of August, then Newgate high-rise demolition by March 2016.

As for the rest of the site, construction of the 16 bungalows and 62 (NCH owned) family houses are next on the agenda, programmed around the demolition activities. Whole scheme completion including the two commercial units and 10 general purpose flats by Autumn 2017.

Issues:

- ongoing issues with cyclist speeding through Friary Court, Abbey Bridge and Beeston Rd. The situation has been affected by on-going tram works on Lenton Lane and the removal of cycle path markings. A new Cycling sign has been put up on Abbey Bridge which allows cyclists to use the footpath, adding more confusion;
- parking issues continue at Friary Court and Gregory St for residents which have been made worse by the tram works. Consultation on a parking scheme will be initiated shortly;
- all kinds of waste including recycling, bins on pavements, over-flowing and contaminated bins, and waste in gardens are still a major concern for residents;
- trade waste bins on pavements;

- student let properties are still a main target for burglaries due to insecurities which include unlocked doors and windows;
- slight increase in dog fouling in the lenton area.

Events:

21 January: Budget Consultation at St Mary's hosted by NAG

04 February: Dragon's Den 2015

31 March: Penn Avenue gate closure consultation

09 April: Area 4 Jobs Fair

NAT: the NAT which has representation of various key service providers across the ward are currently delivering / planning to deliver on the revised ward priorities. Challenges include tackling waste management, noise nuisance, promoting positive mental health and wellbeing and reduction in burglaries.

Ward: Radford and Park

NDO: Rob Gabbitas

All figures shown are the latest available from the Crime and Drugs Partnership (CDP). These figures are based on data for Quarter 4 covering January, February and March 2015 and in most cases comparisons are made with the same period in the previous year.

Crime:

- across all crimes the Ward has seen an increase from 391 in the same quarter last year to 401 this quarter – a slight increase of 3%;
- crimes relating to criminal damage have increased from 47 in Quarter 4 last year to 62 in Quarter 4 this year – an increase of 32%;
- there were 8 fewer instances of theft during this same period;
- crimes relating to violence increased from 50 in Quarter 3 last year to 83 for the same Quarter this year, an increase of 66%;
- there were 4 more dwelling burglaries (from 25 to 29).

ASB: 223 incidents – an increase of 33 (representing 17%)

Cleanliness:

- The Cleanliness Index Score for this Quarter is 94 compared to 95 for the same period last year.
- Graffiti: 5 incidents (reduction of 15);
- Fly tipping: 35 incidents (reduction of 59);
- Dog fouling: 29 incidents (increase of 11);

Community Protection: These statistics are for the Radford West and Leen Police Beat areas and relate to March only:-

- Enviro - audits – 6
- Letters Before Action (LBA's) – 14
- Community Protection notices - 46
- Fixed Penalty Notices (FPN's) – 7

Fire: there have been 16 deliberate fires in this quarter compared to 3 in the same quarter last year. Year to date the Ward has suffered 30 deliberate fires compared to 17 year in the previous year, a 76% increase.

Unemployment Rate: The number of unemployed persons in this Quarter is 1,583 compared to 2,027 for the same period in the previous year. One of the possible reasons for the reduction may be the decommissioning of Radford High-rise flats which resulted in a large group of residents moving out of this area.

Key successes:

- development of Radford Recreation Ground /Green Flag submission and installation of raised bed areas;
- Glentworth Road, Wordsworth Road, Grimston Road – alleyway cleansing and gating repairs to improve levels of cleanliness and waste management and recycling in this area;
- John Carrol open space – on going improvements and increased usage;
- progress on new build schemes at Radford Mills and Forest Mills site. Installation of knee high rail fencing at former Club 1 site (Denman Street) to prevent unauthorised parking in this area;
- partner organisation support to local schemes and projects - Moorgate environmental scheme (Groundwork Greater Nottingham); Radford Lenton Library community garden Ilkeston Road memorial gardens (Dunkirk and Lenton Forum); Week of Action (23 - 27 March);
- area based domestic violence and mental health training;
- Radford Boulevard trees scheme / framework pruning which included creating greater all round visibility at the junction at Denman Street Central and Radford Boulevard;
- Globe pub site – demolition of garages and continued site security by Nottingham Community Housing Association (NCHA) in respond to Police concerns about intruders;
- councillor funded event at Ilkeston Road memorial gardens supported by PRIMARY, Dunkirk and Lenton Forum and the City Council to raise awareness of play and open space provision in this area and seek fresh input;
- joint meetings with Locality Management and Registered Social Landlords (RSL's) to share knowledge of key issues affecting RSL's in this area and identify where the City Council could offer support;
- Western Cycle corridor – to run through from Castle Road along Castle Boulevard in a westerly direction to Abbey Street and along University Boulevard towards the Broadgate / Woodside Road roundabout. This is a two way segregated route that runs alongside the carriageway incorporating upgrades to most traffic signal locations along the route. The route will maximise space and priority for cyclists and pedestrians.

Issues:

- persistent flytipping around known sites including Graham Street, Garfield Road, Clifford Street; Norton Street and the rear of shops at 481 - 505 Alfreton Road;
- derelict sites and open spaces – targets for waste materials and fly tipping – areas such as Salisbury Street, Alfreton Road/Ilkeston Road corner and the Forest Mills site;
- extensive fire damage to the former John Player site at Player Street, Radford.
- high number of properties in multiple occupation with many instances where occupants have little or no knowledge of current City Council waste management arrangements which leads

to bins on streets, high levels of side waste and, at times, repeat visits by Waste Management operatives to tackle persistent issues;

- the impact of high student numbers (10,000 plus) and the Park Estate on the overall perception of this ward when analysed through existing ward data – which does not show the extent of prevailing issues within the Radford West and Radford and Leen police beat boundaries;
- to work with NCH to ensure a smooth transition for tenants moving into areas of new build and to help increase resident satisfaction levels by regular citizen contact opportunities including local resident groups, Ward Walks and the development on local projects and ward;
- general waste issues across the Ward including fly-tipping, bins on streets, recycling, overflowing and contaminated bins,.

Events:

27 January: Budget consultation

29 January: Joint City Council / Registered Social Housing providers information event

30 January: Partnership working at Central Fire station in response to Radford Mills fires

9 April: Area 4 Community Jobs Fair, All Souls

Neighbourhood Action Team (NAT):

The NAT has representation from the core local service providers and its monthly meeting provides a focus for reviewing service delivery and addressing current challenges in response to the Ward priorities.

Recommendation(s):

1	To note the key information from the ward performance reports for December 2014 detailed above and included in the appendices.
---	--

1. REASONS FOR RECOMMENDATIONS

- 1.1 Ward performance reports provide a descriptive and statistical picture of what is happening at a ward level and invite community representatives to comment, debate, and challenge and identify how they can add value to improve their neighbourhoods.
- 1.2 Ward performance reports will also monitor progress in the wards and act as a catalyst for debate about the key performance issues impacting upon the ward on a quarterly basis.

2. BACKGROUND (INCLUDING OUTCOMES OF CONSULTATION)

- 2.1 Neighbourhood working has been important for a number of years in Nottingham as a means of engaging better with citizens and to drive forward service improvement.
- 2.2 The Nottingham Plan has a goal that ‘public service delivery will be better integrated and appropriately devolved, ensuring more accessible and responsive services for all and giving residents more control over what

happens in their neighbourhoods', and ward performance reports will help to support this.

- 2.3 The ward performance report captures work at a local level to support the Nottingham Plan. It is a short summary of key updates on priorities and issues in the ward. More detailed implementation plans sit behind the report such as the Ward Action Plan, NAT's action log, CDP plans and other partners' implementation plans.
- 2.4 The ward performance reports are co-ordinated by NDOs, with data analysis undertaken by the CDP.

3. OTHER OPTIONS CONSIDERED IN MAKING RECOMMENDATIONS

- 3.1 None

4. FINANCIAL IMPLICATIONS (INCLUDING VALUE FOR MONEY/VAT)

- 4.1 None

5. RISK MANAGEMENT ISSUES (INCLUDING LEGAL IMPLICATIONS AND CRIME AND DISORDER ACT IMPLICATIONS)

- 5.1 None

6. EQUALITY IMPACT ASSESSMENT

Has the equality impact been assessed?

Not needed (report does not contain proposals or financial decisions) x

No

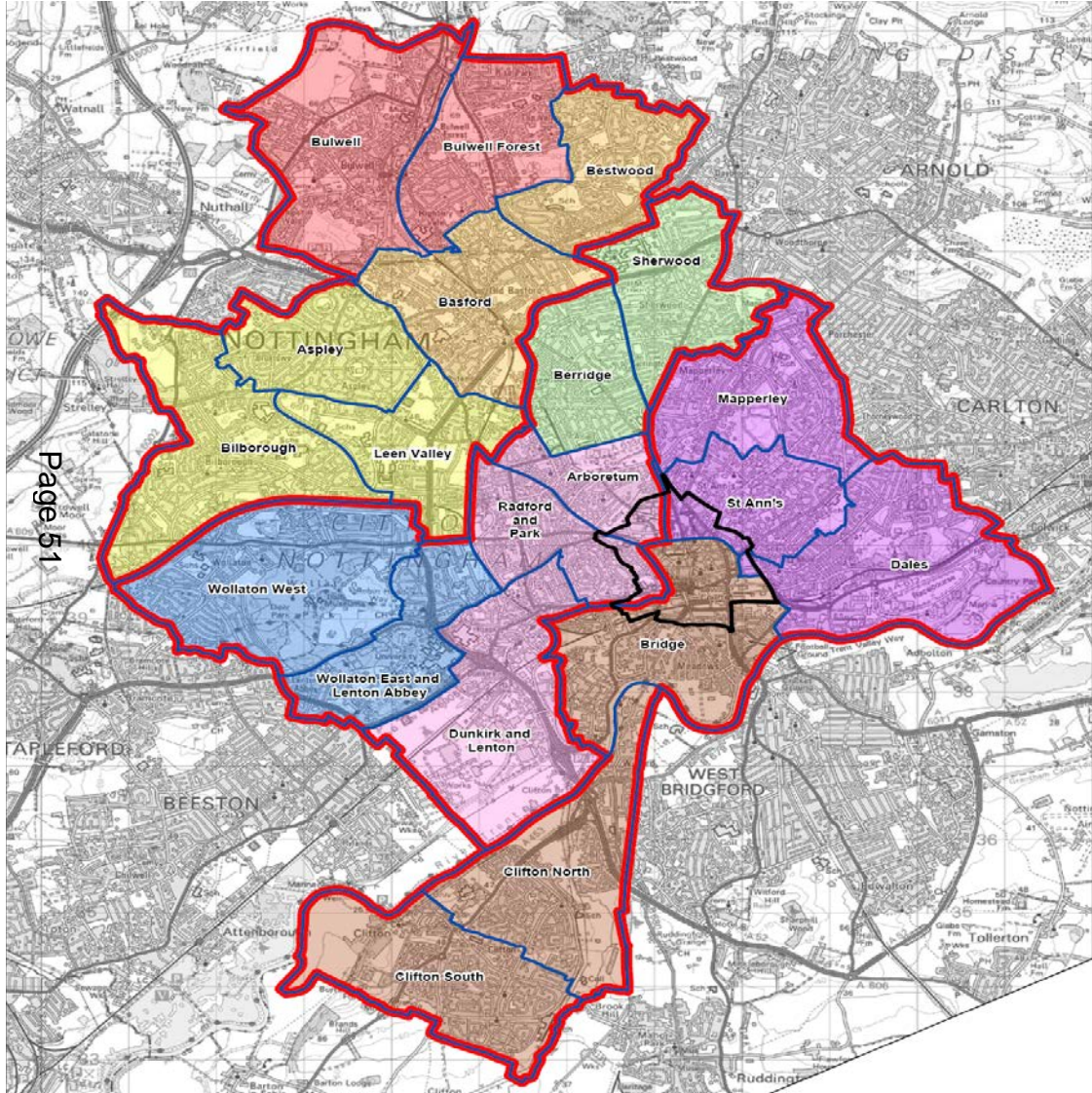
Yes – Equality Impact Assessment attached

7. LIST OF BACKGROUND PAPERS OTHER THAN PUBLISHED WORKS OR THOSE DISCLOSING CONFIDENTIAL OR EXEMPT INFORMATION

- 7.1 None

8. PUBLISHED DOCUMENTS REFERRED TO IN COMPILING THIS REPORT

- 8.1 None



Page 51

Arboretum

Area Committee Report

Unofficial Jan - Mar 2015
Data

Community Engagement

Ward Walks

Area/Estate	Date/Time	Meeting Point
Hyson Green Patch 1 Arboretum Patch 1	13/01/15 at 1.00pm – 2.00. 13/01/15 at 2.00pm – 3.00	Mary Potter Centre
Arboretum Patch 2 Hyson Green Patch 2	10/02/15 at 1.00am – 3.00pm 26/01/14 at 1.00pm – 2.00pm	Mary Potter Centre
Arboretum Patch 1 & Hyson Green Patch 2	10/02/15 at 2.00pm-3.00pm. 10/03/15 at 10.00am – 12.00.	Mary Potter centre

Community Meetings

Group	Date	Venue
LAG	28/01/15 at 6.00 - 7.00pm 04/03/15 at 6.00 -7.00pm	Mary Potter centre
NBFE	26/01/15 at 6.00am – 7.30. 03/03/15 at 2.30pm – 5.00	Marcus Garvey Centre
Voluntary sector Consultation Area	08/01/14 at 3.00pm – 4.30	Mary Potter Centre
Forest Rec Development Group	12/03/15 at 10am -12.	Forest Pavilion

Community Engagement

Events Delivered

Event	Lead Partners	Date/Time	Venue
Community partnership Forum	CPF - Public Meetings	11/02/14, 17/02/14	Marcus Garvey Centre
Budget Consultation Event	Neighbourhood Management and Councillors	27/02/15	Mary Potter Centre
Domestic Violence Forum	Neighbourhood Management Team	1.00pm -3.00	Mary Potter Centre

Future Events and Activities Planned

Event	Lead Partners	Date/Time	Venue
LAG Meeting	Police	06/05/15 at 6.00 – 7.00pm 17/06/15 at 6.00 – 7.00pm 22/07/15 at 6.00 – 7.00pm	Mary Potter Centre
Community Partnership Meeting	Community Partnership Forum	27/04/15 at 6.00.- 8.00pm	Marcus Garvey Centre
St Pauls Avenue and Pleasant Row AGM	St Pauls Ave & Pleasant Row Tenants & Residents Association.	28/04/15 at 6 – 8pm	Mary Potter Centre

Finance

Ward Councillor Budgets

Total Amount allocated this period £3,336

Budget Remaining Unallocated £ 550 (inc of 2014-15 allocation)

Budget Allocation for 2015-16: £10,000

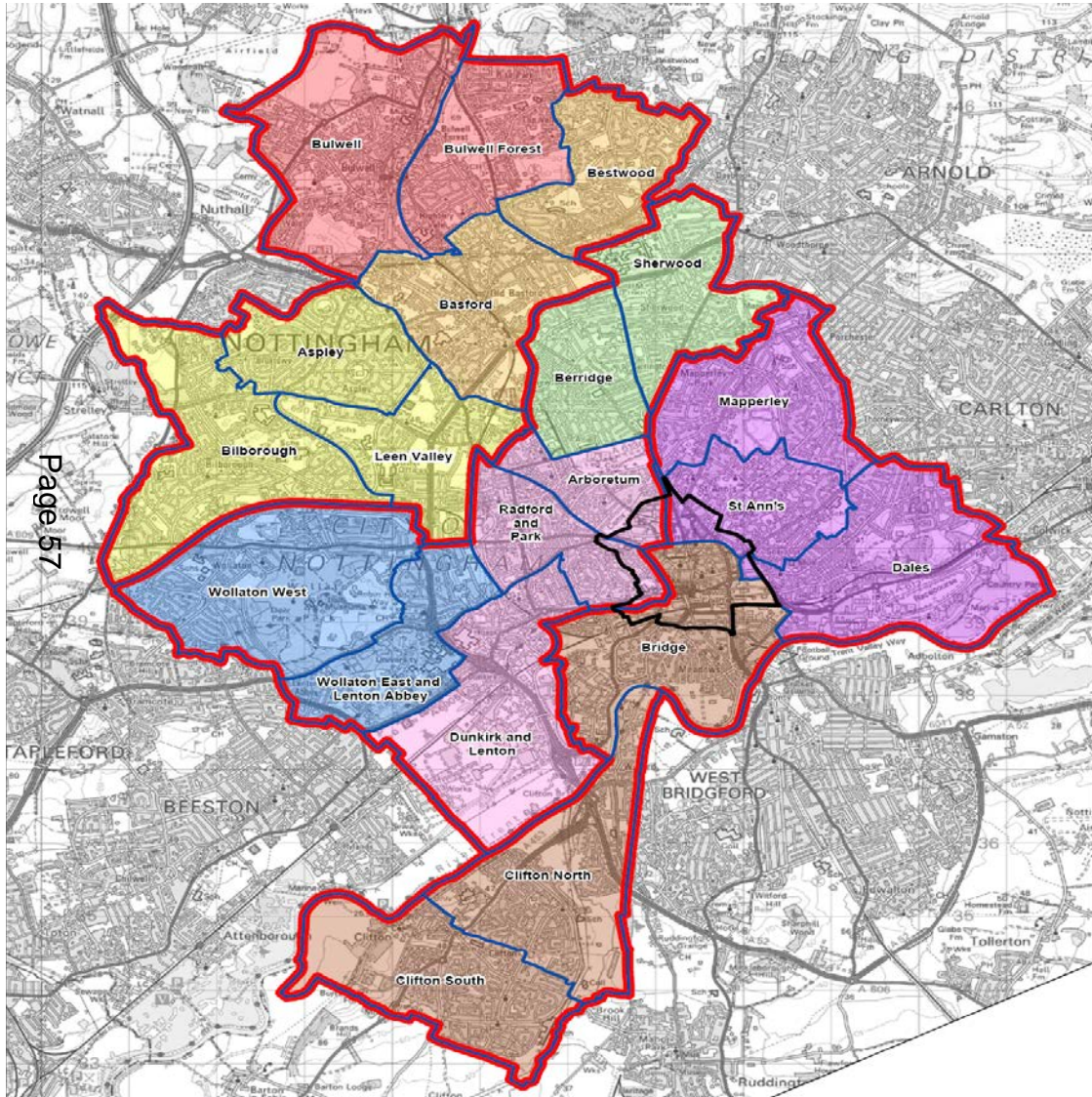
Area Capital Fund

Total Amount allocated this period £5,000

Budget Remaining Unallocated £101,267 (inc of 2015-16 allocation)

Others – Section 106, NCH Environmentals, Other Funding

£15,620 (this period 2015-16 see NCH report)



Page 57

Dunkirk and Lenton

Area Committee Report

Unofficial Jan to March 2015
Data

Ward Priorities (Renewed May 2015)

Theme	Priorities	Key Actions	Outcome Jan- Dec 2015	Lead
Neighbourhoods Page 58	Tackle noise nuisance	<ul style="list-style-type: none"> Noise awareness Campaign Cacogen car deployed evenings and Friday/Saturday nights until early morning to directly deal with ASB including noise Increase reporting More effective response to noise nuisance 	<ul style="list-style-type: none"> Posters designed by local children living in the Lenton area have been put on lampposts in hotspot areas. 39 noise incidents reported this quarter. Nottingham University working with Noise Pollution on campaign via social media in regard to end of year noise. 	Neighbourhood Services Community Protection University of Nottingham Police
	Enviro-crime •Improve recycling •Tackle bins on pavements and messy gardens	<ul style="list-style-type: none"> Increase education Increase street cleansing Increase enforcement action 	<ul style="list-style-type: none"> A pilot has been set up on Lenton Blvd to collect data on what the waste and recycling performance is and to test some innovative methods to help engage the students. Actions include indoor recycling bins, waste analysis and door to door surveys. The results will help to focus plans for the start of the academic term 2015. Bins on Street Fixed Penalty Notices (s.46) – 74 issued this quarter Letter Before Action for messy gardens – 218 notices issued this quarter. If occupants do not comply details are passed to Environmental Health. Student Waste Plan being finalised for end of year clear outs and placing BHF clothing banks in the area which proved successful last year. 	Neighbourhood Services Community Protection Nottingham University
Family	Communication strategy to improve dialogue with young people and promote activities	<ul style="list-style-type: none"> Activity is more visible in community. Local people including young people are awareness of activities on offer Promote play & youth activities 	After the reorganisation the session at The Lenton Centre was not busy, therefore reviewed in March. Re-launch after Easter, changed times to 4pm to 6.30pm. Promotion fliers sent across the area. Activities continues at Dunkirk Children Centre.	Family and Community Activ8th

Theme	Priorities	Key Actions	Outcome Jan – March 2015	Lead
Safer	Reduce burglaries	<ul style="list-style-type: none"> High profile Police operations leading to decrease in burglary and increase in local citizens confidence. Crime prevention activities 	<ul style="list-style-type: none"> Operation Graduate and Coconing ongoing, reducing burglaries by Police presence and visibility. Police continue to focus on Lenton Drives and Dunkirk residential area targeting houses which have been burgled. 19th Feb, Nottm Uni with 10 students have been working with 5 Police Officers and CPO's, door knocking in Dunkirk to raise awareness on burglary and how to keep properties safe. Targeting offenders continues. 27 dwelling burglaries this quarter compared to 37 in the same period last year. 	Police University of Nottingham Community Protection
	Cycling on pavement	<ul style="list-style-type: none"> Improved walking and cycling provision in the area Promote walking routes in the local parks Create links between new green spaces to make cycling and walking a safer and pleasant experience Safer environment for pedestrians 	<ul style="list-style-type: none"> Operations in Dunkirk on hold during the Tram Works, CPO's are stopping and issuing warning and advise to cyclists. Once Tram works are completed and signage is clearer, TOR's (FPN's) will be issued. During cycle Educational operations this quarter 35 cyclists stopped around Abbey Bridge right through to Beeston Rd. 	Community Protection Neighbourhood Services University of Nottingham Cycling Strategy
Health	Promote Healthy lifestyles and mental health and wellbeing	<ul style="list-style-type: none"> Enable workers who regularly engage with citizens and students to use opportunities to promote positive mental health and wellbeing. 	<ul style="list-style-type: none"> Mental Health awareness training delivered to front line workers on 14th Jan 15, who have regular face to face interactions with residents and students. On-going, Student Services at the University offers a wide range of support for the mental health of students Let's get together, wellbeing in Dunkirk and Lenton project initiated in March, official launch on 21st Sept. <p>DLPF offer Tasty Tuesdays at Thomas Helwys Church, Befriending scheme and support Sherwin Community Garden</p>	Health Promotion Nottingham University DLPF
Employment	Signposting young people towards job clubs and apprentices	<ul style="list-style-type: none"> Increase of employment in the ward More local people accessing training and employment Promoting local job clubs 	<ul style="list-style-type: none"> Job clubs at Dunkirk and Lenton Partnership Forum on Tuesday from 1pm to 3pm. Job Club at Dunkirk Community Centre on Thursday 12pm to 2pm offering IT access, printing and employment advice, info and guidance. 	DLPF Dunkirk Community Centre Castle Cavendish

Community Engagement

Ward Walks

Area/Estate	Date/Time	Meeting Point
Penn Avenue area	Tue 13th Jan 2015, 9.15am to 10.30am	Meet at Penn Avenue Car Park
Hillside and QMC	Tue 10 th Feb 2015, 9.15am to 10.30am	Hillside shops
Lenton Drives, High-rise flats and Lenton Blvd	Tue 10 th March 2015, 9.15am to 10.30am	Church Square, Lenton

Page 6

Community Meetings

Group	Date	Venue
Dunkirk Community meeting and Neighbourhood Watch meeting	Wednesday 4 th Feb 2015, 6pm to 7.30pm	Dunkirk Community Centre
NAG Meeting	Wednesday 21 st Jan from 6.30pm onwards.	St Mary's Church
Tasty Tuesdays in Lenton And free food parcels	Every Tuesday 6pm	Thomas Helwys Baptist Church

Community Engagement

Events Delivered

Event	Lead Partners	Date/Time	Venue
Nottingham City Council Budget Consultation	Neighbourhood Services	21 st Jan 2015, 6.30pm to 8pm	St Mary Church, Derby Road
Dragon's Den Event 2015	Neighbourhood Services	4 th Feb 2015, 5.30pm to 6.30pm	Dunkirk Community Centre
We are Notts, Students and Community food event	Nottingham Student Union	28 th Feb 2015, 1pm to 4pm	Marcus Garvey Centre

Future Events and Activities Planned

Event	Lead Partners	Date/Time	Venue
Ward walks	Councillors / NAT	09 th June, 14 th July, 8th September (9.15am)	Hillside and QMC, Lenton Drives, Dunkirk
Penn Ave Fun afternoon	Neighbourhood Services and Partners	TBC, end of June	Penn Ave flats
Lenton Community Meeting	Councillors / NAT	5.30pm, Tuesday 14 th July 2015	Thomas Helwys Baptist Church
family Trip to the seaside	Thomas Helwys Baptist Church	July 18 th , all day	Thomas Helwys Baptist Church
Community BBQ	Thomas Helwys Baptist Church	22nd August, afternoon	Thomas Helwys Baptist Church
Let's get together project launch	Thomas Helwys Baptist Church	21 st Sep, 11am to 2pm	Thomas Helwys Baptist Church
Martin-mass fair 2015	Dunkirk and Lenton Partnership Forum	31 st October 2015, 12pm to 5pm	Lenton Priory, Gregory St

Finance

Ward Councillor Budgets

Total Amount allocated this period £10,000

Budget Remaining Unallocated £20,000

Area Capital Fund

Total Amount allocated this period £5259.76

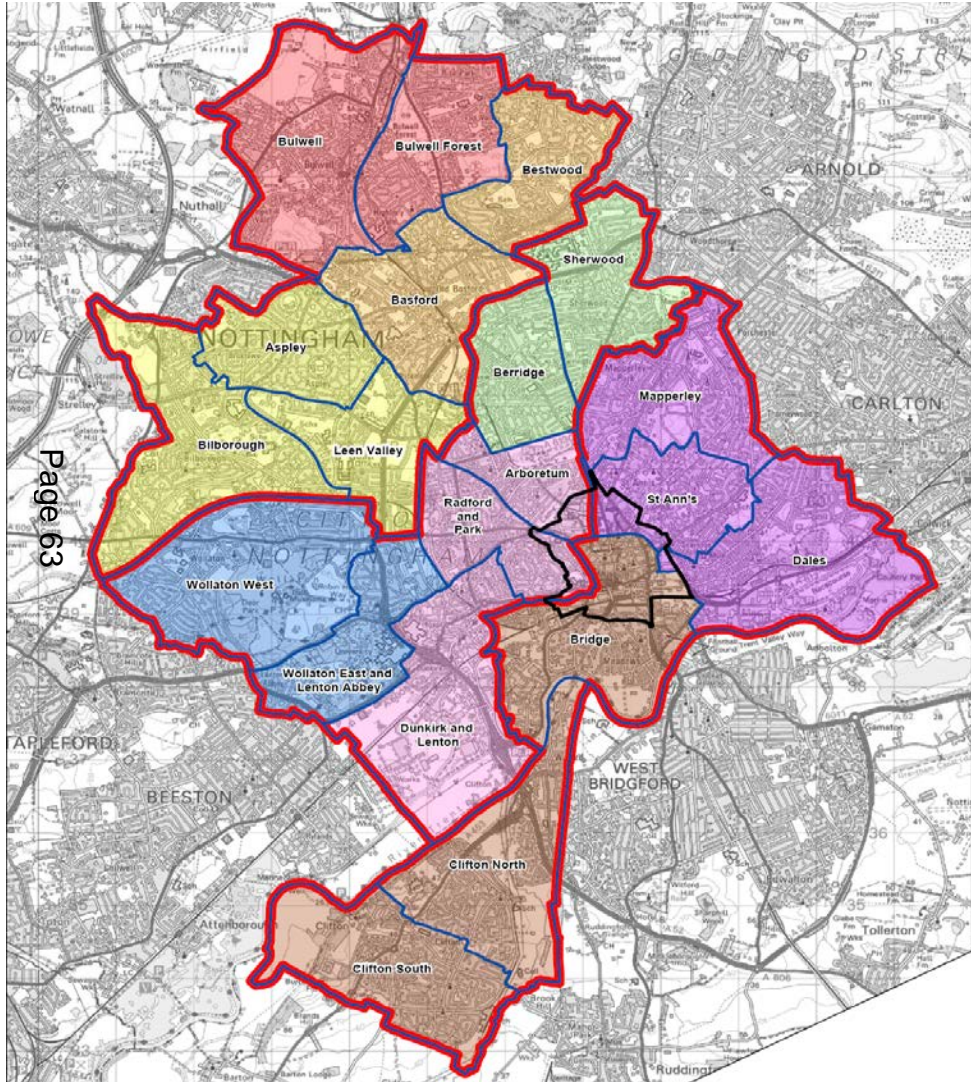
Budget Remaining Unallocated £67,272.24 (inc 2015 allocation)

Others – Section 106, NCH Environmentals, Other Funding

NCH Environmental

Total Amount allocated this period approx £37,433

Budget Remaining Unallocated £37,433



Radford and Park

Area Committee Report

January - March 2015

Ward Priorities 2015 /16

Theme	Priorities	Key Actions	Outcome	Lead
Families	strengthen offer for children and young people.	Continues to support Radford Children and Youth activities and, where feasible, develop grass root youth projects. Schemes currently in place include UNITY football, John Carroll sports sessions and Radford Primary school youth club.	Families will be healthier, fitter and emotionally resilient with an enjoyable and safe place for children to grow up	Family and Community
Health Page 64	Promoting positive mental health among students and residents Cycling	Deliver mental health training to front line workers who have regular interactions with residents and students. Ongoing – University Student Services offer a wide range of support for the mental health of students. To work with local schools and the wider community to encourage greater take up of cycling as a route to promoting healthy lifestyles Continue to develop routes on Castle Boulevard as part of the Western Cycle Corridor 2016/17.	Enable workers who regularly engage with citizens and students to use opportunities to promote mental well being. Improved health outcomes	Health Promotion University of Nottingham Nottingham Cycling City Investment Programme
Working	Increase in training and employment opportunities including apprenticeships	Castle Cavendish supporting 18-24 year olds to access work and training or education through the youth contract delivery model. NCC funded two part time Community Employment Workers through Castle Cavendish. Step into Work Project – £139k funding for Area 4. Also separate funding to set up local work clubs. Radford work club / site to be identified. (see separate report – February 2015)	More local people accessing training and employment	Employment and Skills Castle Cavendish

Theme	Priorities	Key Actions	Outcome	Lead
Neighbour hoods	Improve alleyways, cleansing and resident security. New Build sites – improvements to wider areas	Glentworth, Grimston, Wordsworth alleyways project to improve community safety. Multi agency work to address community safety, waste management and environmental concerns i.e. Clifford Street and Highurst Street.	Community safety Cleaner streets Smooth transition for residents moving into the area, Safer neighbourhoods.	City Services NCH
	Recycling	Improve the recycling offer for students, identify and install additional recycling banks, identify areas where recycling rates could be increased.	Higher recycling rates	City Services
	Parks and Open spaces	Ongoing programme of development to promote play and open space areas with immediate priority towards Radford Recreation Ground, John Carroll play area, Independent Street football goal and Ilkeston Road Memorial Garden .	Improved facilities and greater usage of parks and open spaces	Parks City Services
	Traffic Regulation Fly tipping hotspots	Implement all existing TRO's within the Ward Implement Garfield Road fencing / storage project	Safer parking Cleaner / safer	Traffic Management City services
	Derelict sites and regeneration	Progress remaining demolition works at Forest Mills and work with partners to provide solutions for existing derelict sites i.e. Sandfield Centre, Salisbury Square, St Peter's vicarage and Radford Mill.	Balanced communities	Regeneration
	Upgrading fencing	Coleridge Road area - fencing project	Environmental uplift	NCH
Safer	Reduce anti social behaviour (ASB) and burglaries	High visibility patrols, including Operation Graduate and partnership working with local businesses within Castle Retail Park, Canning Circus and Alfreton Road areas.. St Peters – high visibility patrols to further reduce drinking, littering, dog fouling and rough sleepers	Community safety Increased use of park areas	Police / CPO's Police / CPO's Police / PCSO's CPO's
	Vehicle crime	Deterring and detecting car crime.	Reduction in thefts	Police / PCSO's / CPO's Environmental Health / CPO's
	Private rented housing sector	Take actions against rogue landlords	Safer homes	

Community Engagement

Ward Walks

Police Beat area	Date/Time	Meeting Point (areas covered)
Lenton Triangle	8 January 2015 (2.30pm)	Ilkeston Road / Kimbolton Avenue (Ilkeston Road, Lenton Boulevard, Johnson Road, Heron Drive estate)
Radford West	12 February 2015 (2.30pm)	Hartley Road / Addington Street (Hartley Road, Independent Street Park, Clifford Street, Old Mill Close, Argyle Street)
Park	9 April 2015 (2.30pm)	Tennis Drive

Page 66

Community Meetings

Group	Date / time	Venue
Wellington Circus stakeholders	27 January (4.30pm)	Cathedral House, Wellington Circus
Radford West Residents Group	13 January; 10 February; 10 March (4.30pm)	Mellers Primary School, Norton Street
Radford and Leen Tenants and Residents Group	20 January; 17 February; 17 March (6.45pm)	St Peter's Church Hall, Churchfield Lane, Radford
Friends of Radford Recreation Ground	24 February (1.00pm)	Muslim Women's Centre, Ilkeston Road

Community Engagement

Events Delivered

Event	Lead Partners	Date/Time	Venue
Mental Health training	City Council (City Services)	14 January 2015 (9.45am)	Mary Potter Centre
City Council Budget Consultation	City Council (City Services)	27 January 2015 (6.00pm)	Mary Potter Centre
Area 4 Community Hub session	Castle Cavendish	27 February 2015 (10am)	Castle Cavendish,
We Are Notts event	University of Nottingham Students Union	28 February 2015 (4pm onwards)	Marcus Garvey Centre
Week of Action	Neighbourhood Action Team (NAT)	23 – 27 March 2015	events and activities across the Ward
Area 4 Community Jobs Fair	Castle Cavendish	9 April 2015 10am - 3pm	All Souls Centre

Future Events and Activities Planned

Event	Lead Partners	Date/Time	Venue
Ward Walks	Councillors / NAT	9 July, 13 August, 10 September (2.30pm)	To be confirmed
Radford West Residents Group	Residents, City Services, Councillors	14 July, 11 August, 8 September (4.30pm)	Mellers Academy, Norton Street
Radford and Leen Tenants and Residents Group	Residents, City Services, Councillors	21 July, 18 August, 15 September (6.45pm)	St Peter's Church, Churchfield Lane
MELA celebration	Muslim Women's Group	Saturday 29 August 12noon	Radford Recreation Ground
Curry in the Park	City Council, University of Nottingham, Muslim Women's Group	Saturday 10 October (1.00pm – 4.00pm)	Radford Recreation Ground

Finance

Ward Councillor Budgets:

Total Amount allocated this period £5,100

Budget Remaining Unallocated £15,282.96 (including £15,000 Ward Councillor allocations for 2015/16)

Page 8

Area Capital Fund 2015/16:

Total Amount allocated this period: Nil

Budget Remaining Unallocated £115,411 (Local Transport Plan £50,411 Public Realm £65,000)

Other funding:

NCH: Environment Budget 2015/16: £107,970

Section 106 / other: None

SUMMARY PERFORMANCE REPORT

AREA 4 : Quarter 4

Radford and Park

Ward	Category	Qtr 1				Qtr 2				Qtr 3				Qtr 4			
		2013-14	2014-15	Volume +/-	% Change	2013-14	2014-15	Volume +/-	% Change	2013-14	2014-15	Volume +/-	% Change	2013-14	2014-15	Volume +/-	% Change
Radford & Park	Criminal Damage	35	42	7	20%	33	0	-33	-100%	40	0	-40	-100%	47	0	-47	-100%
	Theft	134	95	-39	-29%	99	0	-99	-100%	112	0	-112	-100%	111	0	-111	-100%
	Violence	51	72	21	41%	54	0	-54	-100%	64	0	-64	-100%	50	0	-50	-100%
	Dwelling Burglary	56	26	-30	-54%	33	0	-33	-100%	38	0	-38	-100%	25	0	-25	-100%
	All Crime	434	351	-83	-19%	313	0	-313	-100%	403	0	-403	-100%	391	0	-391	-100%
	ASB	204	261	57	28%	273	0	-273	-100%	206	0	-206	-100%	189	0	-189	-100%
	Deliberate Fires	2	2	0	0%	11	0	-11	-100%	1	0	-1	-100%	3	0	-3	-100%
Average Qtrly score	Cleanliness Score	86	63	-23	-27%	87	0	-87	-100%	87	0	-87	-100%	32	0	-32	-100%
	Graffiti	45	46	1	2%	13	0	-13	-100%	34	0	-34	-100%	12	0	-12	-100%
	Fly-Tipping	75	141	66	88%	66	0	-66	-100%	46	0	-46	-100%	20	0	-20	-100%
	Dog Fouling	207	30	-177	-86%	116	0	-116	-100%	170	0	-170	-100%	58	0	-58	-100%
	Unemployment	2287	1915	-372	-16%	2156	0	-2156	-100%	2031	0	-2031	-100%	2027	0	-2027	-100%

This page is intentionally left blank

ARBORETUM, DUNKIRK AND LENTON, RADFORD AND PARK AREA COMMITTEE
17 JUNE 2015

Title of paper:	AREA CAPITAL FUND – 2015/16 PROGRAMME	
Director(s)/ Corporate Director(s):	Andy Vaughan Strategic Director for Commercial and Neighbourhood Services	Wards affected: Arboretum Dunkirk and Lenton Radford and Park
Report author(s) and contact details:	John Marsh, Central Locality Manager John.marsh@nottinghamcity.gov.uk Tel: 0115 8838467 Rob Gabbitas, Neighbourhood Development Officer Rob.gabbitas@nottinghamcity.gov.uk Tel: 0115 8838472 Iffat Iqbal, Neighbourhood Development Officer Iffat.iqbal@nottinghamcity.gov.uk Tel: 07985221347 Linda Wright, Neighbourhood Development Officer Linda.wright@nottinghamcity.gov.uk Tel: 0115 8838473	
Other colleagues who have provided input:	Nancy Hudson, Projects Officer, Highways Services Nancy.hudson@nottinghamcity.gov.uk Tel: 0115 8765633	
Date of consultation with Portfolio Holder(s) (if relevant)	N/A	
Relevant Council Plan Strategic Priority:		
Cutting unemployment by a quarter		<input type="checkbox"/>
Cut crime and anti-social behaviour		<input checked="" type="checkbox"/>
Ensure more school leavers get a job, training or further education than any other City		<input type="checkbox"/>
Your neighbourhood as clean as the City Centre		<input checked="" type="checkbox"/>
Help keep your energy bills down		<input type="checkbox"/>
Good access to public transport		<input type="checkbox"/>
Nottingham has a good mix of housing		<input type="checkbox"/>
Nottingham is a good place to do business, invest and create jobs		<input type="checkbox"/>
Nottingham offers a wide range of leisure activities, parks and sporting events		<input checked="" type="checkbox"/>
Support early intervention activities		<input type="checkbox"/>
Deliver effective, value for money services to our citizens		<input checked="" type="checkbox"/>
Summary of issues (including benefits to citizens/service users):		
This report details the latest allocation for the Local Transport Plan (LTP) element under the Area Capital Fund for highways and footways. It also highlights schemes which have recently been prioritised by Ward Councillors for approval by the Area Committee in accordance with the City Council's Constitution.		
Recommendation(s):		
1	To note the monies available to Arboretum, Dunkirk and Lenton and Radford and Park Wards, as outlined in Appendix 1.	
2	To approve new schemes prioritised by Ward Councillors since the last Area Committee meeting, as detailed in Appendix 1 (shown as non-shaded).	

1. REASONS FOR RECOMMENDATIONS

- 1.1 The Nottingham Local Transport Plan (LTP) strategy 2011 - 26 maintains a commitment to deliver local transport improvements across Nottingham's Neighbourhoods and prioritises small scale transport improvements of importance to local communities.

As part of the budget process Nottingham City Council approved in March 2015 an LTP capital allocation for 2015 -16 of £1.25 million citywide.

- 1.2 The Area Capital Programme was established to improve the environment of the neighbourhoods and to create a sense of place for residents in order to improve the quality of life of local people. Since it was established in 2006 to meet the then corporate priority of "Transforming Neighbourhoods", the Area Capital Fund has included a total programme expenditure portfolio of £40 million. The improvements that have been carried out to date using this programme have included footpaths, fences, visual enhancements to the public realm, refurbishment of parks and improvements to public buildings.
- 1.3 Resources are allocated from the Nottingham City Council General Fund, the LTP and the Housing Revenue Account (HRA). To achieve a joint approach to environmental improvements in neighbourhoods, a greater degree of flexibility has been established to prioritise and deliver improvements so that there is a synergy in local solutions for local issues across neighbourhoods.
- 1.4 The programme of works is a rolling programme. There have been instances where schemes are started, with strong community involvement and interest, only to be altered at a later stage due to changing circumstances, such as economic conditions and changes in land values.
- 1.5 The Area Committee is invited to comment specifically on those schemes identified in the proposals column and also to consider whether certain schemes can be linked to other programmes of work in order to generate best value and create a greater impact on the local area.

2. BACKGROUND (INCLUDING OUTCOMES OF CONSULTATION)

- 2.1 The Nottingham LTP 2011-2026 maintains a commitment to deliver local transport improvements across Nottingham's neighbourhoods and prioritises small scale transport improvements of importance to local communities.
- 2.2 As part of the budget process Nottingham City Council approved an LTP capital allocation of £2.5 million citywide for 2013 - 2015.
- 2.3 This process provides an opportunity for the Area Committee to make comment on suggested schemes and their progress.
- 2.4 Area Capital Fund schemes, including the LTP element, have been identified through various methods including consultation, citizen feedback via Councillors Casework and partnership working. Discussions on potential schemes take place at monthly Neighbourhood Action Teams (NAT) meetings, regular briefings with Ward Councillors and monthly ward walks across neighbourhood police beats.

3. OTHER OPTIONS CONSIDERED IN MAKING RECOMMENDATIONS

- 3.1 None

4. FINANCIAL IMPLICATIONS (INCLUDING VALUE FOR MONEY/VAT)

- 4.1 Bringing together the various strands which form part of the Area Capital Programme enables the City Council to respond efficiently in delivering on public realm improvements as identified by local people.

5. RISK MANAGEMENT ISSUES (INCLUDING LEGAL IMPLICATIONS AND CRIME AND DISORDER ACT IMPLICATIONS)

- 5.1 A Risk Register has been produced and is monitored regularly.

6. EQUALITY IMPACT ASSESSMENT

- 6.1 Not needed

7. LIST OF BACKGROUND PAPERS OTHER THAN PUBLISHED WORKS OR THOSE DISCLOSING CONFIDENTIAL OR EXEMPT INFORMATION

- 7.1 Highways Framework Agreement.

8. PUBLISHED DOCUMENTS REFERRED TO IN COMPILING THIS REPORT

- 8.1 Executive Board report, 24 February 2015, as part of Item 15, Medium Term Financial Plan 2015/16 - 2017/18, under Annex 3, Capital Programme.

This page is intentionally left blank

Arboretum Area Capital 2015 - 2016 Programme

Arboretum LTP schemes

Location	Type	Councillor Prioritised / Area Committee Approved	Estimate	Estimated start date	Completed	Details

Total LTP schemes*

£0

Arboretum Public Realm schemes

Location	Type	Councillor Prioritised / Area Committee Approved	Estimate	Estimated start date	Completed	Details
Arboretum Ward trees	tree works	Prioritised 17 April 2015	£5,000			Contribution to 3 year city-wide programme of felling inappropriately placed trees and replacement tree planting - lead service: Parks & Open Spaces

Total Public Realm schemes**

£5,000

Arboretum Withdrawn schemes

Location	Type	Reason	Amount	Details

Total Decommited***

£0

2015-2016 LTP allocation

£65,000

LTP carried forward from 2013-2015

£1,917

2015 - 2016 Public Realm allocation

£39,350

Public Realm carried forward from 2013-2015

£0

Total Available 2015 - 2016 ACF

£106,267

*Less LTP schemes

- £0

**Less Public Realm schemes

- £5,000

***Decommited funds

+ £0

Remaining available balance

£101,267

LTP element remaining

£66,917

Public Realm element remaining

£34,350

Dunkirk & Lenton Area Capital 2015 - 2016 Programme
Dunkirk & Lenton LTP schemes

Location	Type	Councillor Prioritised / Area Committee Approved	Estimate	Estimated start date	Completed	Details
Marlborough Street	drainage	Prioritised 21 May 2015	£1,784			Installation of new gully to facilitate drainage on Marlborough Street

Total LTP schemes* £1,784

Dunkirk & Lenton Public Realm schemes

Location	Type	Councillor Prioritised / Area Committee Approved	Estimate	Estimated start date	Completed	Details
Sherwin Road community garden	trees	Prioritised 21 May 2015	£3,476			Pruning and management of trees to improve community garden on Sherwin Road

Total Public Realm schemes** £3,476

Dunkirk & Lenton Withdrawn schemes

Location	Type	Reason	Amount	Details

Total Decommited***	£0
2015-2016 LTP allocation	£39,000
LTP carried forward from 2013-2015	£6,781
2015 - 2016 Public Realm allocation	£23,750
Public Realm carried forward from 2013-2015	£3,001
Total Available 2015 - 2016 ACF	£72,532
*Less LTP schemes	- £1,784
**Less Public Realm schemes	- £3,476
***Decommited funds	+ £0
Remaining available balance	£67,272
LTP element remaining	£43,997
Public Realm element remaining	£23,275

Radford & Park Area Capital 2015 - 2016 Programme

Radford & Park LTP schemes

Location	Type	Councillor Prioritised / Area Committee Approved	Estimate	Estimated start date	Completed	Details

Total LTP schemes*

£0

Radford & Park Public Realm schemes

Location	Type	Councillor Prioritised / Area Committee Approved	Estimate	Estimated start date	Completed	Details
Radford Ward trees	tree works	Prioritised 11 March 2015	£5,000			Contribution to 3 year city-wide programme of felling inappropriately placed trees and replacement tree planting - lead service: Parks & Open Spaces
Radford Ward area	area improvement	Prioritised 27 May 2015	£33,500			Contribution to joint scheme in partnership with NCH to improve and replace fencing in identified locations across the ward - lead service: NCH

Page 77

Total Public Realm schemes**

£38,500

Radford & Park Withdrawn schemes

Location	Type	Reason	Amount	Details

Total Decommited***

£0

2015-2016 LTP allocation

£65,000

LTP carried forward from 2013-2015

£0

2015 - 2016 Public Realm allocation

£38,850

Public Realm carried forward from 2013-2015

£11,561

Total Available 2015 - 2016 ACF

£115,411

*Less LTP schemes

- £0

**Less Public Realm schemes

- £38,500

***Decommited funds

+ £0

Remaining available balance

£76,911

LTP element remaining

£65,000

Public Realm element remaining

£11,911

This page is intentionally left blank